

CERTIFICATION - GUARANTEE**PLEASE READ THIS:**

"We certify that every Randall Made knife is 100% handmade in our own workshop and that it is made of the finest quality material obtainable. We further certify that the blade is hand forged from the finest imported Swedish tool steel or made of the best domestic Stainless steel, hand ground, hand honed, hand polished, that the blade is keen, perfectly balanced and perfectly shaped for its use, and that the material in the handle, whether heavy sole leather, imported India stag, rare wood or other material, is genuine, and that the sheath is the finest obtainable.

"We warrant that each Randall Made knife is free from defects in manufacture and will be replaced should any appear."

W.D. Randall Jr.

MEMBER OF
AMERICAN GUNSMITHS GUILD
LIFE MEMBER, N. R. A.
THE COMPANY OF MILITARY HISTORIANS

During the more than 34 years we have been handcrafting these fine knives, all customers have been satisfied. If you are still in doubt as to the quality of Randall Made knives, order one for inspection only, as per our "Certification-Guarantee." The cost to you will be parcel post and insurance fees only, and you will be under no obligation whatever to keep the knife.

(If you desire a knife on approval, please send purchase price with order to simplify bookkeeping.)

If you know where finer knives can be purchased at comparable prices, we will be sincerely grateful if you will tell us where.

 **IMPORTANT NOTICE**

Date **OCT 18 1971**

Although we can often ship a standard model without extras from our stock, the demand for these hand-made knives is so great that we frequently are behind in our deliveries. However, we refuse to lessen their quality by attempting mass production methods. Your patience in awaiting your order will not go unrewarded. At the time of mailing this catalogue, we are scheduling deliveries for

JUN 1973

For anyone needing a knife immediately, we offer several models including the finely-made Solingen blades, marked (") on pages 8 and 9 of this catalogue.

RANDALL MADE KNIVES
P. O. Box 1988, Orlando, Florida 32802

CATALOGUE and KNIFE MANUAL
(Twenty-first Printing)


RANDALL MADE KNIVES



"Tomorrow's Collector's Piece — Today"

**RENOWNED
THROUGHOUT
THE WORLD**

Established 1938



RANDALL MADE
ORLANDO, FLA.

W. D. Randall, Jr. Gary T. Randall

100% HAND-MADE

For Every Purpose

**HUNTING • FIGHTING • FISHING
SKINNING • CARVING • UTILITY
DIVING • THROWING • SURVIVAL**

Containing descriptions, prices and instructions
for making

Prices effective May 1, 1971

RANDALL MADE KNIVES
P. O. Box 1988, Orlando, Florida
32802

Every Randall Made Knife Is 100% Hand-Made

Hours of painstaking care go into the creation of every RANDALL MADE knife. Only the finest steel is used, either imported Swedish tool steel or high carbon domestic stainless steel. Randall craftsmen hand-forged each blade and then grind, hone and polish it by hand. Every blade is tempered uniformly in an electric furnace. If we knew of a finer steel, we would use it.

Each keen-edged blade is perfectly balanced, the handle skillfully designed for the best grip, and the hilt permanently hard-soldered in place.

A RANDALL MADE knife is a companion piece for your fine gun, your fishing tackle, camera, watch or other select items of sporting equipment. You will always feel pride in ownership of your RANDALL MADE knife—truly a collector's item. Complete sets of these knives exist in many famous collections.

Since 1937, RANDALL MADE knives have been used extensively throughout the world by all branches of the armed forces.

Randall craftsmen are proud of the reputation of these knives as the world's finest. (See Harper's, December 1966, Page 23.) In order to maintain this reputation, these knives will never be mass produced, for knives of this quality can be made only by patient hand crafting.

Because these knives are hand-made, each RANDALL MADE knife possesses an individual characteristic or quality all its own. These characteristics are assuredly outstanding features when compared with the usual factory finish. No two RANDALL MADE knives are exactly alike, for no jigs or patterns are used in their construction.

Hand forging imparts to the molecular structure of the blade a quality that is not found in the usual factory-stamped knife.

You, presumably, would not have this catalogue if you were not interested in obtaining a fine knife.

The knives listed herein are available to you only because they are the hobby of the maker, W. D. Randall, Jr., Florida citrus grower and outdoor sportsman. Large-scale commercial production of knives of this quality would not be feasible. This is evidenced by the fact that in more than 34 years that Randall has produced his knives, cutlery of this type is still not available in large quantity.

The craftsmanship evident in these knives, their usefulness and popularity among sportsmen and collectors, and the praise they have won from the world's experts on knives and armor help to verify the statement that in obtaining a RANDALL MADE knife you are able to own "tomorrow's collector's piece—today." (See American Knives, Page 21, in this catalogue.)

© 1970 Randall Made Knives



Forging a blade.



Polishing a handle.

CONTENTS

In this booklet we have compiled important information for you. We hope that you will find it of value in helping you to select a fine knife.

	PAGE		PAGE
World-Famous Knives	2	About Bowie Knives	20
Fighting, Hunting, Big Game Knives	3	Books About Knives And Knife Fighting	21
Camping, Fishing, Carving, Knives, Fork	4	Pocket Knives, Throwing Knives, Bowie Axe, Medallion, Coat Patch	22-23
Fishing, Small Game, Throwing, Alaskan Skinning Knives	5	Household Cutlery, Hones, Tie Clips	24
Bowie Knives	6, 7	Sheaths	25
Arkansas Toothpick	7	How To Sharpen	26
Attack, Airman, Diver's Knives	8	How To Care For Your Knife and Sheath; What You Should Know About Knife Throwing	27
Astro, Attack-Survival Knives	9	Steps in Making a RANDALL MADE Knife	28, 29
Why Model 18 Was Developed; No Substitute for Quality	10	Research	29
Bushmaster, Yukon Skinner, Little Game, Outdoorsman Knives	11	Letters from Users	30, 31
Extra Features For Knives	12, 13, 14	It Takes Time, Here's Why	32
Custom Made Knives	15	Shop Personnel, How To Order	Inside Back Cover
Knife Design	16, 17	Certification - Guarantee	Back Cover
Display of RANDALL MADE Knives	18	Shipping Notice	Back Cover
How to Choose a Knife	19		

The prices in this catalogue include prepaid postage and insurance when payment accompanies order. (See important shipping notice on back cover.)

Because each RANDALL MADE knife is completely hand made, dimensions of blades, handles and weights may vary slightly from the figures given in the catalogue. Where possible, the range of sizes and weights is specified in the description. The slight variations result from the fact that no dies or jigs are used, each blade being forged, ground and polished individually by hand.

The knives listed in this catalogue may be obtained from us by mail, and they are also on sale at many of the nation's finest sporting goods stores.

Our files of unsolicited testimonial letters are now as thick as five New York telephone books—indicating a world-wide acceptance of RANDALL MADE knives for every conceivable use. (See excerpts from a few of these letters on Pages 30 and 31.)

Although our costs have increased greatly over the years, we have continued to hold our prices as low as possible, consistent with quality, which we will not sacrifice.

GUARANTEE

On the back cover read the extraordinary "certification guarantee" for every RANDALL MADE knife.

WORLD-FAMOUS KNIVES

RANDALL MADE knives have won world-wide acclaim. The Randall mark of quality is familiar to hunters and sportsmen everywhere, from the Arctic to tropical jungles. Servicemen carried RANDALL MADE knives into all theatres of battle since the beginning of World War II, and these famous knives are still helping to make history today.



Model 17 as originally issued.

We are extremely proud that the Project Mercury astronauts carried RANDALL MADE knives (Model 17) when they made their epochal flights

into space and that they thought enough of our knives to mention them in their great book, *We Seven* (Pages 84, 85, 95).

The astronauts' knife was a specially-designed modification (illustrated above) of Model 15, which was ordered by NASA for use by them. The Smithsonian Institution displays replicas of these knives.

The astronauts fitted their own handles to suit their individual needs.

RANDALL MADE knives have been the subject of numerous magazine and newspaper articles and have been featured in motion pictures and books. Following are a few of the many references:

- Guns & Ammo*, 1970 Annual (Pages 278, 279, 283); December 1969 (Page 40). *Popular Guns*, July 1969 (Page 37). *American Rifleman*, September 1969 (Page 39). *Gun Digest*, 1971 (Page 206); 1966 (Pages 94-98). *Guns*, November 1970 (Page 30); May 1966 (Cover). *Gun World*, January 1971 (Page 28); February 1970 (Page 42); February 1969 (Pages 52, 53); December 1967 (Page 26). November 1967 (Page 30); August 1967 (Page 42); May 1964 (Page 57); April 1964 (Cover); March 1964 (Pages 20, 23); August 1963 (Pages 26, 28); June 1963 (Pages 30, 58); *Shooting Times*, April 1964 (Pages 57, 58); *Gun Sport*, September 1964 (Pages 19, 65); *Guns and Hunting*, July 1967 (Pages 32, 75).
- American Sportsman*, Winter 1969 (Pages 24, 93); *Camping Journal*, May 1968 (Page 36); *Sport Fishing*, October 1966 (Pages 22, 23). *National Wildlife*, February-March 1965 (Pages 39, 42); *Fur-Fish-Game*, November 1962 (Page 25). *Michigan Outdoors*, November-December 1967 (Pages 6, 7). *Sports Afield*, November 1969 (Page 86).
- Bow and Arrow*, March-April 1966; September-October 1963 (Pages 52, 54). *Skin Diver*, July 1964 (Pages 30, 32).
- True Hunting Year Book*, 1966 (Page 61). *Argosy*, February 1964 (Page 48). *True*, June 1966 (Page 50); December 1962 (Page 93); February 1962 (Page 117); October 1961 (Page 60); December 1963 (Page 56). *Blue Book*, February 1956 (Page 51). *Modern Man*, July 1955. *Saga*, May 1968 (Page 22).
- Mechanix Illustrated*, October 1969 (Page 98). *Popular Mechanics*, January 1967 (Page 144); December 1952 (Page 167). *Science and Mechanics*, February 1944 (Page 89).
- New Yorker*, February 13, 1971 (Page 102). *Harper's*, December 1966 (Page 23). *Esquire*, October 1965 (Page 64). *The Continental Magazine*, Spring 1968 (Page 12); Vol. 5, November 3, 1965 (Cover).
- Consumer Report*, October 1961 (Page 582); November 1956 (Page 521). *Life*, November 11, 1966 — General Westmoreland with Model 1 (Page 83); October 3, 1960 (Page 82). *Saturday Evening Post*, July 15, 1967 (Page 33). *Ford Truck Times*, Summer 1969 (Page 8).
- Buzz Sawyer*, comic strip, November 30, December 1, 1967, December 10, 1962. *Mark Trail*, comic strip, November 8, 9, 1967.
- Home Gunsmithing Digest* by Tommy L. Bish, published by *Gun Digest* (Page 270).
- Camping Buyer's Guide*, March-April 1965 (Pages 91, 93); March-April 1964 (Cover, Pages 80, 82).
- American Knives* by Harold L. Peterson, published by Scribner's (Pages 59, 60, 92, 149, 151, 153). (See Page 21, this catalogue.)
- Skills for Taming the Wilds* by Bradford Angier, published by Stackpole (Page 107).
- Commando X*, novel by Poke Runyan, published by Pyramid (Pages 18, 37, 86, 115).

(Continued on Page 20)

(See Pages 12, 13 and 14 for extra features available)

MODEL 1



"ALL-PURPOSE FIGHTING KNIFE"—6", 7" and 8" blades of $\frac{1}{4}$ " stock. Top cutting edge also sharpened approximately 3 inches. $4\frac{1}{4}$ "-5" leather handle. Brass double hilt. Duralumin butt cap. This is the knife made famous by Allied combat troops in World War II and since widely used in all theaters of war. (Manual for combat use available. See Page 21.) Commando-shaped, straight handle, as illustrated on Model 2, available at no extra charge. (Wt. 8-10 oz.)

Including Model A sheath
6", 7" blade \$47.00
8" blade \$50.00

MODEL 2



"FIGHTING STILETTO"—6", 7" and 8" blades of $\frac{1}{4}$ " stock. This is a heavily made dagger or dirk. $4\frac{1}{4}$ "-5" leather handle is shaped along lines of famous British Commando knife but is larger and has a more comfortable grip. Brass double hilt. Duralumin butt cap. (Manual for combat use available. See Page 21.) (Wt. 7-9 oz.)

Including Model A sheath \$50.00

"LETTER OPENER AND BOOT KNIFE"—5" blade of $\frac{3}{16}$ " stock. Similar to fighting stiletto but lighter and smaller throughout. For desk or concealed weapon use. (Wt. 4-5 oz.)

Including Model B sheath \$45.00



MODEL 3

"HUNTER"—5", 6" and 7" blades of $\frac{1}{4}$ " stock. $4\frac{1}{4}$ "- $\frac{3}{4}$ " leather handle. Brass hilt. Duralumin butt cap. An ideal all-around heavy duty sportsman's knife. Scientifically designed for every outdoor use. (See Model 7 for smaller and lighter blade.) (Wt. 6-8 oz.)

Including Model A sheath \$45.00

MODEL 4



"BIG GAME AND SKINNER"— $4\frac{1}{4}$ ", 5", 6" and 7" blades. $4\frac{1}{4}$ "- $\frac{3}{4}$ " leather handle. Brass hilt. Duralumin butt cap. Similar to model 3, but with more curved blade. This knife has been extensively used by Alaskan and Canadian guides, trappers and sportsmen.

Including Model A sheath
 $4\frac{1}{4}$ " blade ($\frac{3}{16}$ " stock, Wt. 4-5 oz.) \$40.00
5", 6" blade ($\frac{1}{4}$ " stock, Wt. 6-7 oz.) \$45.00
7" blade ($\frac{1}{4}$ " stock, Wt. 7-8 oz.) \$45.00

(Sheaths illustrated on Page 25)

4

(See Pages 12, 13 and 14 for extra features available)

MODEL 5

(Custom knife shown: Model 5 "Angier Trail Knife," 6" blade, nickel silver hilt, micarta handle, wrist thong and compass. Top of blade notched for thumb placement. \$60.00 with sheath.)

"CAMP AND TRAIL KNIFE"—5", 6", 7" and 8" blades of $\frac{1}{4}$ " stock, $4\frac{1}{2}$ " $\frac{3}{4}$ " leather handle, brass hilt and Duralumin butt cap are standard. This is a straight-bladed knife preferred by many for all around camp and trail use. Also ideal for yachtsmen and sailors for general boating purposes. Among users of this model are Ross Allen, internationally-known authority on reptiles, and Bradford Angier, famed wilderness expert and author, whose special adaptation is illustrated above. Top of blade in front of hilt notched for thumb placement. (Wt. 7-10 oz.)

Including Model A sheath \$45.00
(One of these knives is displayed in the Harvard Museum.)

MODEL 6

"ALL PURPOSE CARVING KNIFE"—9" blade of $\frac{3}{16}$ " stainless steel stock, $4\frac{1}{4}$ "-5" handle of genuine imported stag. Fitted with nickel silver hilt. Designed to meet every requirement as the ideal table knife, it is rustproof and will resist staining as ordinary blades do when used in carving meat. (Wt. 7-8 oz.)

Complete with a fine grit, stag-handled Carborundum sharpener. Both fitted in a lined, two-compartment felt case. \$60.00



FORK—Finest factory-made fork, to match Model 6. \$15.00

(When fork is ordered with knife and sharpener above, a three-compartment lined felt case is included.)

**MODEL 7**

"FISHERMAN - HUNTER"— $4\frac{1}{2}$ " and 5" blades of $\frac{3}{16}$ " stock, $4\frac{1}{4}$ "- $\frac{1}{2}$ " leather handle, Brass hilt, Duralumin butt cap. Similar to Model 3 except this knife is smaller and lighter. Ideal for small game, creel and tackle box. (Wt. 4-5 oz.)

Including Model A sheath \$40.00

(Sheaths illustrated on Page 25)

All prices shown in this catalogue include prepaid postage and insurance when payment accompanies order.

4

5

(See Pages 12, 13 and 14 for extra features available)

MODEL 8

"TROUT AND BIRD KNIFE"—4" blade of $\frac{3}{16}$ " stock. Top cutting edge sharpened approximately 2 inches. $4\frac{1}{4}$ "- $\frac{1}{2}$ " genuine imported stag handle, Brass hilt. (Not available with leather handle.) Especially suitable for small fish and feathered game. (Wt. 4-5 oz.)

Including Model B sheath \$42.00

(Model B sheath is the only sheath available for this knife.)

(Francis G. Powers, U-2 pilot, was carrying one of these knives when he was shot down over Russia in May, 1960.)

MODEL 9

"PRO-THROWER"—10" overall length. Made from $\frac{1}{4}$ " stock. Solid one-piece construction. Accurately balanced and scientifically designed for those desiring a practically indestructible throwing knife. With instructions on throwing. Available for delivery within 5 to 6 weeks. (Wt. approximately 8 oz.)

Sheath not included \$20.00

(If sheath is desired, Model B available. See Page 25.)

(One of these knives is displayed in the Museum of Modern Art in New York.)

(For a throwing knife with handle, see "Tru Balance" knives on Page 23. Instructive book, Knife Throwing in the Professional Style, available. See Page 21.)

MODEL 10

"SALT FISHERMAN AND HOUSEHOLD UTILITY"—5" and 7" blades of $\frac{1}{4}$ " stock. Rustproof. Holds the keenest edge. Blade not forged but is fully hand-ground from high carbon stainless steel. $4\frac{1}{4}$ " Duralumin handle (illustrated) has comfortable slip-proof grip, including notches for thumb placement where blade and handle join. Available with micarta handle at no extra cost (please specify). An ideal knife for yachtsmen and fishermen, as well as for general household uses. Available for delivery within 5 to 6 weeks. (Wt. 4-5 oz.)

Including Model B sheath \$20.00

(Model B sheath is the only sheath available for this knife.)

MODEL 11

"ALASKAN SKINNER"— $4\frac{1}{2}$ " and 5" blades of $\frac{1}{4}$ " stock, $4\frac{1}{4}$ "- $\frac{1}{2}$ " leather handle, Brass hilt, Duralumin butt cap. Designed by Tommy Thompson, noted Alaskan guide, for big game skinning, with point dropped below top of blade to prevent cutting too deeply through skins, when used point first. Top of blade in front of hilt notched for thumb placement.

Including Model A sheath \$45.00

(Sheaths illustrated on Page 25)

5

(See Pages 12, 13 and 14 for extra features available)

MODEL 12

"THE SMITHSONIAN BOWIE"—11" blade, 2 1/4" wide, of 3/4" stock. Top cutting edge sharpened. 5 1/4" (approximate) leather handle. Brass lugged hilt. Duralumin butt cap. A replica of the famous Bowie knife of a century ago, similar to type displayed in Smithsonian Institution and used in the motion picture *The Iron Mistress*. (Wt. 28-34 oz.)

Including Model A sheath \$105.00



"RAYMOND THORP BOWIE"—13" blade, 1 3/4" wide, of 1/4" stock. Top cutting edge sharpened. 5 1/4" (approximate) leather handle. Brass lugged hilt. Duralumin butt cap. Modeled after design furnished by Raymond W. Thorp, author of *The Bowie Knife*. Probably the most nearly authentic Bowie type. (Wt. 20-26 oz.)

Including Model A sheath \$100.00



"THE CONFEDERATE BOWIE"—11" blade, 1 3/4" wide, of 1/4" stock. Top cutting edge sharpened. 5 1/4" (approximate) leather handle. Brass lugged hilt. Duralumin butt cap. Both this and the 13" model above are similar to types used by Confederate troops. (Wt. 18-22 oz.)

Including Model A sheath \$95.00



"9" SPORTSMAN'S BOWIE"—9" blade, 1 3/4" wide, of 1/4" stock. Top cutting edge sharpened. 5" (approximate) leather handle. Brass lugged hilt. Duralumin butt cap. Made to meet the demand for a heavy duty sporting knife of the Bowie type. (Wt. 16-18 oz.)

Including Model A sheath \$75.00



"BEAR BOWIE"—8" blade, 1 3/4" wide, of 1/4" stock. Top cutting edge sharpened. 5" (approximate) leather handle. Brass double hilt, with forward curve. Duralumin butt cap. Designed on special order for a big game sportsman who planned to use it for bear hunting. (Wt. 14-16 oz.)

Including Model A sheath \$65.00

(Sheaths illustrated on Page 25)

(See Pages 12, 13 and 14 for extra features available)



"LITTLE BEAR BOWIE"—6" blade, 1 1/4" wide, of 1/4" stock. Top cutting edge sharpened. 4 1/4" (approximate) leather handle. Brass single hilt. Duralumin butt cap. Top of blade in front of hilt notched for thumb placement. (Wt. 7-10 oz.)

Including Model A sheath \$50.00



"6" SPORTSMAN'S BOWIE"—6" blade, 1 1/4" wide, of 1/4" stock. Top cutting edge sharpened. 4 1/2" (approximate) leather handle. Brass single hilt. Duralumin butt cap. A smaller Bowie type knife for sporting uses. (Wt. 7-10 oz.)

Including Model A sheath \$47.00

(Add \$1.00 if double hilt, as shown on Model 1, is desired)

MODEL 13

"ARKANSAS TOOTHPICK"—12" blade, 1 1/4" wide, of 1/4" stock. 5" (approximate) leather handle. Brass lugged hilt. Duralumin butt cap. A replica of the historic stiletto-dagger famous in Confederate days. (Wt. 16-20 oz.)

Including Model A sheath \$100.00

"SMALL ARKANSAS TOOTHPICK"—6" blade of 1/4" stock. Similar to Arkansas Toothpick above but smaller and lighter throughout. Comes with hilt as shown on Model 2. For desk or concealed weapon use. (Wt. 6-8 oz.)

Including Model B sheath \$50.00

Illustrations of the five large Bowies and Model 13 show our commando-shaped handle, because we feel that this type of handle is the most suitable and comfortable for knives of this size. However, the original Bowie knives possibly had a smaller handle of concave shape. This type of handle (illustrated on Page 13) is available at no extra cost. A double hilt with forward curve, without lugs (as shown on the "Bear Bowie") sometimes thought to be authentic on these knives, also can be fitted without extra charge.

FINANCIAL COUNSEL

It's unwise to pay too much, but it's unwise to pay too little. When you pay too much you lose a little money, that is all. When you pay too little, you sometimes lose everything, because the thing you bought was incapable of doing the thing you bought it to do. The common law of business balance prohibits paying a little and getting a lot — it can't be done. If you deal with the lowest bidder, it's well to add something for the risk you run. And if you do that, you will have enough to pay for something better.

— John Ruskin, 1819-1900

(Sheaths illustrated on Page 25)

8

MODEL 14

(U. S. Patent No. 177,590)



"ATTACK"—7½" blade of ¼" stock. Top cutting edge sharpened. 4½" handle of durable Micarta. (Name etching, name plate and sawteeth only extra features available.) Extra heavy ⅜" wide tang runs through channel in handle, which is firmly fastened with epoxy. Straight, oblong hilt of ¼" brass. This knife was designed to meet the demand for an almost indestructible all-purpose knife, though it is especially suited for combat and survival purposes. With wrist thong. (Manual for combat use available. See Page 21.) (Wt. 14 oz.)

Including Model C sheath \$55.00

MODEL 15

(U. S. Patent No. 177,590)



"AIRMAN"—5½" blade of ¼" stock. Top cutting edge sharpened. 4½" Micarta handle. (Name etching, name plate and sawteeth only extra features available.) Construction same as Model 14 except shorter blade. Designed especially for air crew survival and combat purposes in cooperation with U. S. Marine Corps Equipment Board. (Manual for combat use available. See Page 21.) (Wt. 10 oz.)

Including Model C sheath \$50.00

NOTE: Models 14 and 15 are available for immediate delivery with factory-made blades, at lower prices. To help us meet the demand for these two models, we are also having blades of the same design factory-produced by a foremost knife craftsman in Solingen, Germany. They are of the finest quality high carbon German steel. We fit the hilts and handles. Since these blades are factory-made, we are able to offer these two models at the following prices:

Including Model C sheath
Model 14 (Solingen blade) \$35.00
Model 15 (Solingen blade) \$34.00

The two models are also available with Solingen blades of the finest German stainless steel:

Including Model C sheath
Model 14 (Solingen stainless blade) \$38.00
Model 15 (Solingen stainless blade) \$37.00

With the special wax-impregnated sheath described on Page 25, these stainless knives are excellent for diving purposes.

MODEL 16

(U. S. Patent No. 177,590)



"DIVER'S KNIFE"—7" blade of ¼" stainless steel stock. Top cutting edge sharpened. 4½" Micarta handle, same as Models 14 and 15. Brass hilt, single or double (please specify). Wrist thong. (Name etching, name plate and sawteeth only extra features available.) Designed especially for heavy duty salt water use. This knife is as nearly indestructible as possible. Top of blade in front of hilt notched for thumb placement. With special wax-impregnated sheath (similar to Model B sheath) equipped with fastener and leg thong. (Wt. 14 oz.)

Including special sheath \$60.00
(One of these knives is displayed in the Smithsonian Institution.)

(Sheaths illustrated on Page 25)

8

9

MODEL 17

(U. S. Patent No. 177,590)




"ASTRO"—5½" blade of ¼" stock. 4½" Micarta handle, fastened with removable stainless steel bolts. A slot in the heavy tang and matching hollows inside the handle may be used to carry matches, fishhooks, line and other survival items. Large stainless steel hilt, silver-soldered. Wrist thong. (Name etching only extra feature available.) This is the RANDALL MADE Model especially designed for the seven astronauts who participated in Project Mercury, and we are proud that these knives accompanied the astronauts when they made America's first manned flights into space. The final design for this knife was made by Major Gordon Cooper, who carried one of them on his epochal 22-orbit flight. While other RANDALL MADE models are more suitable for sporting purposes and other general uses, we offer this model for collectors and others who wish to have a replica of this historic knife. Since two of these knives are displayed in the Smithsonian Institution and several are already in noted collections, it may become a more valuable collector's piece than any knife in history. (Wt. 8 oz.)

Including Model C sheath \$70.00

Replica of this model as originally issued (illustrated on Page 2) is available in the form of a tie clip. See Page 24.

MODEL 18

(U. S. Patent No. 177,590)



This model is also available with leak-proof "O" ring and threaded brass cap. (Wt. 2 oz.) \$7.00 extra.

"ATTACK-SURVIVAL"—5½" and 7½" blades of ¼" stock. Sawtooth edge on top. 1" stainless steel tubular handle, silver-soldered to ¼" oblong brass hilt, fitted with waterproof cap. Flared holes in top and bottom of hilt accommodate wrist thong and facilitate attachment of rod for conversion to spear. (Name etching only extra feature available. Manual for combat use available. See Page 21.)

Including Model C sheath
5½" blade, 4¼" (approximate) handle. Wt. 10-12 oz.) \$55.00
7½" blade, 5" (approximate) handle. (Wt. 12-14 oz.) \$60.00

(One of these knives is displayed in the Museum of Modern Art in New York.)

NOTE: Model 18 is available for immediate delivery with factory blades, at lower prices.

To help us meet the demand and to provide immediate delivery, we have on hand a supply of fine blades produced for us in Solingen, Germany. We fit the hilts and handles.

Including Model C sheath
5½" Solingen blade \$38.00
7½" Solingen blade \$40.00

This model is also available with blades made in Solingen of the finest German stainless steel.

Including Model C sheath
5½" Solingen stainless blade \$41.00
7½" Solingen stainless blade \$43.00

(Sheaths illustrated on Page 25)

9

WHY THIS MODEL WAS DEVELOPED

To meet a need for a multi-purpose knife that can be individually adapted to different uses — an excellent weapon and at the same time a highly-efficient tool for survival and all-around use, with certain specialized features — we developed the "Attack-Survival" Model 18.

The need for such a knife was encountered in Viet Nam by Capt. George Ingraham of the 94th Medical Detachment, who suggested certain modifications of our Model 14 "Attack" knife.

The top of the blade has a saw-tooth edge. (Captain Ingraham reported after receiving his knife, that the saw edge easily cut through the skin of a downed helicopter.) The hollow stainless steel handle is designed so that you may adapt it to your individual needs. Here is how Captain Ingraham adapted his:

"As regards wrapping the handle: I have wrapped the knife you sent me with one layer of nylon monofilament (to be used as fishing line) and will tuck a couple of hooks in the handle. At sea or in the jungle you can usually catch fish and eat them if you have the gear. Over that I have a small guitar string, which I propose to use in making snares for small animals. Fine music wire or black twine would be better but we are limited in the availability of raw materials out here! Over the guitar string and monofilament goes a wrapping of surgical tape to keep the fine stuff from unraveling. On top of the tape I wrapped 2 regulation leather bootlaces of black rawhide (although alternate black and brown would make a nicer design) and used the ends to make a wrist thong — essential if you find yourself out on the water. This furnished a good handle and can also be unraveled for use if needed.

"The handle accommodates 12 water purification tablets, 10 Dexedrine tablets, and 10 1/2-grain codeine pills with ease. These will enable a man to survive in the jungle for several days, ease the pain of injuries and — with the Dexedrine — summon reserve energy for combat, escape and evasion, swimming water barriers, etc. The water purification tablets will each handle 1 canteen full of swamp water and make it potable."

NO SUBSTITUTE FOR QUALITY

Some people ask: "Are RANDALL MADE knives expensive?" Our answer is: "Lasting quality and flawless workmanship are never expensive."

We like to refer to the following quotation: "Quality. There is hardly anything in the world that some men cannot make a little worse and sell a little cheaper, and the people who consider price only are this man's lawful prey." — John Ruskin.

We have no quarrel with competitors who sell for less. After all, they know how much their product is worth. Copies of RANDALL MADE knives have been produced in Italy, England, Sweden and the United States. In purchasing a knife of inferior quality, as in purchasing the finest available, you get what you pay for.

All prices shown in this catalogue include prepaid postage and insurance when payment accompanies order.

(See Pages 12, 13 and 14 for extra features available)

MODEL 19



"BUSHMASTER" — 4 1/2" blade of 1/4" stock. Top cutting edge sharpened approximately 2 1/2". 4 1/4"-3/8" leather handle. Brass hilt. Duralumin butt cap. Designed by a professional woodsman for all-around camp and big game hunting purposes. Top of blade in front of hilt notched for thumb placement. The heavy-duty top cutting edge is especially suited for purposes that would dull the regular edge. An excellent big game skinning knife. (Wt. 8-9 oz.)

Including Model A sheath \$45.00

MODEL 20



"YUKON SKINNER" — 4 1/4" blade of 1/4" stock. 4 1/2"-5/8" leather handle, brass hilt and Duralumin butt cap are standard. An adaption of our Model 4 especially designed for big game purposes by Ward Gay, famous Alaskan bush pilot. Top of blade in front of hilt notched for thumb placement. (Wt. 5-6 oz.)

Including Model A sheath \$45.00

MODEL 21



"LITTLE GAME" — 3 1/4" blade, 3/4" wide, of 3/16" stock. 4"-4 1/4" genuine imported stag handle. Brass hilt. (Not available with leather handle.) Especially suited for caping and other delicate cutting duties. Top of blade in front of hilt notched for thumb placement. (Wt. 3 1/2-4 1/2 oz.)

Including Model B sheath \$40.00
(Model B sheath is only sheath available for this knife.)

MODEL 22



"OUTDOORSMAN" — 4 5/8" blade of 3/16" stainless steel stock. 4 3/8" micarta handle. Nickel silver hilt. Duralumin "crow's beak" butt cap. (Name etching, name plate and wrist thong only extra features available.) A thinly-beveled blade for the professional outdoorsman. Top of blade in front of hilt notched for thumb placement. (Wt. 7-8 oz.)

Including Model A sheath \$65.00

(Sheaths illustrated on Page 25)

EXTRA FEATURES YOU MAY DESIRE ON YOUR KNIFE

Following is a list of extra features available at added cost on RANDALL MADE knives. Those preceded by an asterisk (*) are the ones we recommend.

*NAME ETCHING: Your name permanently and deeply acid-etched in block letters on right side of blade. . . . \$3.00



Extra line of etching, limited to one line \$2.00



(Knife shown: Model 3 (6"), nickel silver hilt, stag handle. \$54.00 with sheath.)

*STAG HANDLE: Standard on Models 6, 8 and 21. Genuine stag imported from India. Available on Models 1, 2, 3, 4, 5, 7, 11, 12, 13, 19 and 20 \$5.00

*"MICARTA" HANDLE: A dense laminate of fabric and phenolic resin, veined black in color. Very rugged, one of the most durable handle materials. Standard on Models 14, 15, 16 and 22. Available on other models. \$7.00



(Knife shown: Model 7 (5"), rosewood handle. \$47.00 with sheath.)

*WOODEN HANDLES: We can supply handles of unusual beauty and coloring in dense, finely-grained walnut (often thought authentic on Bowies), birds-eye maple or East Indian rosewood on Models 1, 2, 3, 4, 5, 6, 7, 8, 11, 12, 13, 19, 20 and 21 \$7.00

We also can fit handles of ebony, a dense dark wood of great hardness, imported from Ceylon.

Models 6, 8 and 21	\$7.00
Models 1, 2, 3, 4, 5, 7, 11, 12 (6"), 13 (6"), 19 and 20	\$10.00
Other Model 12's and 13	\$12.00

NOTE: Other woods, such as pregwood, snakewood, lignum vitae, teak, coco-bolo, etc., make excellent handles. We cannot stock them all, but we can fit any of the models listed above for customers supplying such woods \$5.00

IVORY: After decades of effort and research on solving the problem of this exotic though unstable material, we are giving up offering it, except possibly to fill requests made in person at our workshop. In its place, we offer costly, durable Ivorite, not subject to the cracking and checking that occurs in ivory. This material makes a beautiful handle, similar in appearance to ivory.

Models 6, 8 and 21	\$9.00
Models 1, 2, 3, 4, 5, 7, 11, 12 (6"), 13 (6"), 19 and 20	\$11.00
Other Model 12's and 13	\$12.00


LEATHER HANDLE: Standard on Models 1, 2, 3, 4, 5, 7, 11, 12, 13, 19 and 20. Finest grade, heavy sole leather, laminated with waterproof cement and tightly compressed between hilt and butt cap, firmly fastened by means of special dome-shaped stainless steel nut on end of tang. Carefully shaped and highly polished.



(Knife shown: Model 3 (7"), stag, finger-grip handle. \$53.00 with sheath.)

FINGER GRIPS: Expertly shaped in the knife handle. (Not available on Models 7, 8, 21 and 22, on which the handles are too small, commando or concave-shaped handles, or on the Model 12 "Smithsonian Bowie" with its extra heavy $\frac{3}{8}$ " tang) \$3.00

HANDLE SHAPES: Handle on Models 1, 3, 4, 5, 7, 11, 12 (6"), 19 and 20 is our standard shape. Handle on Models 2; 12, (13", 11", 9" and 8") and 13 is our commando shape, recommended for these models. A handle of either shape may be specified for any of these models at no extra cost. Models 12 and 13 may be fitted with a handle of concave shape (illustrated below) at no extra cost. In ordering, if you wish to have a handle other than the standard one, please specify the kind of material and shape desired. Note, however, it is not advisable to finish a stag handle in concave shape, because such shaping destroys the natural stag configuration.



(Knife shown: Model 12 "Smithsonian Bowie," standard lugged hilt, concave Ivorite handle, scolloped brass collar, scolloped brass butt cap. \$130.00 with sheath.)

SCOLLOPED BRASS COLLAR: Added between hilt and handle for appearance. (See illustration above.) \$7.00

SCOLLOPED BRASS BUTT CAP: Usually fitted to match scolloped collar. (See illustration above.) \$6.00

FLANGED SCOLLOPED BRASS BUTT CAP: Commando-shaped handles only. (Illustrated in Custom-Made Knives on Page 15.) \$8.00

BRASS BUTT CAP: Recommended for Models 12 and 13 only. May help to balance the already blade-heavy knife. (On other models, this tends to unbalance the knife.) \$3.00

DURALUMIN BUTT CAP: Standard on leather handles. Can be fitted to any stag, ivorite, micarta, ebony or other wooden handle. (See illustration below.) \$3.00

(Where Duralumin butt cap is fitted as an extra, we recommend addition of nickel silver hilt so the metals will match.)

"CROW'S BEAK" BUTT CAP: Standard on Model 22, illustrated on Page 11. Can be fitted to other handles, as above, which will be shaped as shown on Model 22.

Duralumin	\$4.00	Brass	\$5.00
---------------------	--------	-----------------	--------



Knife shown: Model 3 (6"), nickel silver hilt, stag, finger-grip handle, butt cap and wrist thong. \$61.00 with sheath.)

WRIST THONG: Handle is drilled and flared on butt end, and a fine quality nylon wrist thong is attached (as illustrated above) \$1.00

(Continued on Page 14)

EXTRA FEATURES (continued)

***NICKEL SILVER HILT:** Standard on Models 6 and 22. Available on Models 1, 2, 3, 4, 5, 7, 8, 11, 12 (6"), 19, 20 and 21. Matches color of Duralumin butt cap **\$4.00**

BRASS LUGGED HILT: Standard on Model 12 (13", 11" and 9") and on Model 13 (12"). Solid brass double hilt with a lug extending forward at each end. Available on other models. **\$6.00**

BRASS DOUBLE HILT: Standard on Models 1, 2 and 13 (6"). Gives protection on top of handle. Useful mainly on fighting knives. Available on other models, but not desirable for sporting knives. (See Page 16, Knife design) **\$3.00**

If this type hilt is desired on Model 12 (13", 11", 9" or 8" or Model 13 (12"), deduct \$2.00 from price as shown.)

COMPASS: Accurate, $\frac{1}{4}$ ", jeweled floating luminous dial trail finder imbedded in end of handle. Waterproof. Available on stag, Micarta, wooden and ivory handles. (Note: Butt cap and compass cannot be fitted to same knife.) **\$3.00**

(Illustration shows actual size.)



STAINLESS STEEL BLADE: Standard on Models 6, 10, 16 and 22. A special high carbon (.8%) stainless steel not obtainable in ordinary knives — the same stainless steel specified by NASA for the knives used by the Gemini astronauts. Immune to the effects of salt water immersion. (We designate our stainless steel blades with an S.) Available on Models 1, 2, 3, 4, 5, 7, 8, 9, 11, (12 (6")), 13 (6"), 14, 15, 18, 19, 20 and 21.

3 1/4"-5 1/2" blade **\$7.00**
6"-8" blade and Model 9 **\$9.00**

SAW TEETH: On top of blade, as illustrated on Model 18. Available on Models 1, 5, 14, 15, 16 **\$6.00**


THUMB NOTCHES: Notches on top of blade in front of hilt to provide a non-slip surface for the thumb. Standard on Models 5, 10, 11, 12 (6") Bear Bowie, 16, 19, 20, 21 and 22. Available on other models with single hilt. **\$1.00**

BRASS STRIP: Welded along top of blade (except 6" and 8" blades). Model 12 only. Thought by some to be an authentic feature of a Bowie. **\$9.00**

NAME PLATE: 1 1/4" oval nickel silver or brass plate imbedded in any handle except leather, ivory and maple. Usually fitted on trademark side of knife, with the following exception: When installed on a handle with finger grips, the plate must be placed on top of handle or on side opposite the grips. Please specify preferred location and whether nickel silver or brass **\$6.00**
Initial engraving, per letter **\$.50**

"MAKE IT YOURSELF" KITS: Blades are available in any stage of completion, along with hilt and handle materials. We offer an excellent treatise by Tommy L. Bish, fully illustrated, detailing the assembly and finishing of RANDALL MADE knife components, originally published by Gun World and also published in Home Gunsmithing Digest by Mr. Bish.

Component price list **\$.15**
Treatise on knife crafting **\$.25**



W. D. Randall, Jr. and Gary T. Randall, his son, with the RANDALL MADE Astro knife that orbited with Major Gordon Cooper and which he presented to them for their collection.

CUSTOM MADE KNIVES

Although we make knives to your specifications, the costs involved are often much higher than regular RANDALL MADE models of comparable size. Before sending us a custom design, we ask that you carefully check the models listed in this catalogue, and the variations available in the extra features (Pages 12, 13 and 14) for a knife to suit your need. Also see Knife Design, Page 16.

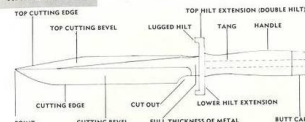
With 22 basic models to choose from, plus the various blade lengths, a wide variety of handle materials and shapes, hilts of several different types, butt caps, ornamentation and other extras, the number of possible combinations is endless. Each knife is virtually a custom-made product.

RANDALL MADE knives may be ordered with custom features, as shown by the two knives illustrated here — made especially to the order of the late King Faisal II of Iraq — Model 12 "Raymond Thorp Bowie" and a Model 13 "Arkansas Toothpick."

These knives have a double hilt with forward curve, special flanged scolloped butt cap, scolloped collar and ivory handle with initialed name plate.

All prices shown in this catalogue include prepaid postage and insurance when payment accompanies order.

KNIFE DESIGN



RANDALL MADE knives are custom-designed for many uses. The models shown in this catalogue have been developed over a period of 34 years, as the result of personal experience, research and the study of hundreds of designs submitted by individuals all over the world requesting custom-made knives to meet their needs. We have incorporated the best of many designs, and we believe that almost any need for a knife can be met by one of these models.

Each model has been thoroughly field-tested and has proven to be properly shaped and designed for its particular use. Occasionally we receive requests for longer blade lengths, blades of thicker or thinner steel, and longer or shorter handles. We wish to point out that in almost all of these cases the knife would be thrown out of balance or proportion, for all models have been carefully designed with all of these factors taken into consideration.

BEVEL IS IMPORTANT

For all normal uses, the bevels and cutting edges of RANDALL MADE knives are unexcelled. Each blade is shaped for maximum strength and is capable of holding a razor-sharp edge.

A hollow-ground blade, shaped in cross-section like a barber's razor, is unsatisfactory on a sporting-knife because its thin edge is likely to chip out.

On the other hand, the blunt chisel-like wide-V type of bevel often found on commercially-produced knives will not take a keen edge.

We wish to point out that the cutting bevels and edges of RANDALL MADE knives are not designed for cutting metal or hard bone, but they could be if you wish to have a knife for such purposes and specify this in your order.

(See How to Choose a Knife, Page 19.)

Sometimes we are asked to make a blade with blood grooves, similar to those on a bayonet. Such grooves serve no useful purpose on a knife and are unnecessary.

Note the special index finger cutout on most RANDALL MADE knives. When you place your forefinger in this cutout in gripping the handle, you obtain extra leverage in downward cutting. There is a more important reason for this cutout, though: in hand-forging these blades, this cutout is necessary in order to retain full thickness of the metal at the hilt for maximum strength. (See illustration above.)

On our hand crafted knives, when a blade is made from stock of a certain thickness—for instance, $\frac{1}{4}$ inch—the actual measurement of the finished blade at the hilt will be slightly less than that. This is the result of forging, grinding and polishing.

PURPOSE OF THE HILT

The hilt provides a certain measure of protection for the fingers and enables you to obtain a firmer grip on the handle. The double hilt used on fighting knives is not indicated for sporting knives. The sole purpose of this double hilt on a fighting knife is to ward off the opponent's blade. On a sporting knife, the top hilt extension would get in the way of the thumb and lessen downward cutting pressure.

PRACTICAL BLADE LENGTH

Many people order knives that, in the opinion of experts, are too large. Here is a full scale illustration of a knife with a 7" blade. We feel that that is the limit in size and blade length for sporting use and that an 8" blade length is the practical limit for a fighting type weapon. To check the size of this knife in your hand, trace it, mount the tracing on cardboard, and cut out.

(Knife shown: Model 3 (7"), stag finger-grip handle, \$53.00 with sheath.)

ABOUT HANDLES

Handle length is measured from in front of hilt to the end of the butt.

The handle of every RANDALL MADE knife is designed for comfort and strength and is properly proportioned to the blade.

The laminated leather handle standard on many models of RANDALL MADE knives is made of the finest grade sole leather, laminated with waterproof cement, tightly compressed between hilt and butt cap, and held in place by means of a special dome-shaped stainless steel nut threaded on the end of the tang.

The Sambar deer stag which we import from India and use exclusively is a beautiful and durable handle material. This stag is of dense composition, lacking the soft core often found in other antlers.

Other handle materials available on RANDALL MADE knives are described on Page 12, among the Extra Features. Materials such as stag, ivoryite, micarta and wood are bonded to the tang and firmly fastened.

We do not feature slab type handles, because they normally have a tendency to become loose and because they bare the edge of the tang to rust and corrosion. Although the special construction of Model 17 "Astro" requires this type of handle, the stainless bolts may be adjusted to keep it tight. Models 14, 15 and 16 feature a revolutionary channeled handle over a very heavy tang. This design is patented, No. 177,590.

ABOUT KNIFE STEEL

Carbon is one of the elements required to make steel tough and hard. The better knives are made of high carbon (.80-1.00%) steel.

Commercial knives are generally made of low carbon steel so they can be mass produced by die stamping machinery. That is why they will not sharpen properly or hold an edge.

RANDALL MADE knives are made from the finest quality high carbon Swedish tool steel. Although not necessarily better than our best American steel, it has a world-wide reputation and is used in the world's finest cutlery. This Swedish steel is made from the purest of ores.

Stainless steel is difficult to work, and high carbon stainless is far too hard for die stamping and machine grinding. Therefore good quality stainless steel knives are too expensive to make by mass production methods. Since RANDALL MADE knives are 100% hand-made, we are able to use high carbon stainless steel of a quality and toughness that is not and cannot be used in the production of commercial knives.

CAUTION

Beware of fancy claims that you may read about "secret" ingredients in steel and "secret" heat treating methods. There is no "magic" method of making steel for cutlery that can equal our modern, scientific, carefully controlled process.

We wish to warn you also of claims about knives with blades of great flexibility and legends about blades that "ring like a bell." We have found that clock spring-like blades are not practical for most uses and that even a piece of iron will ring when struck until the vibrations are absorbed.

A word of caution is also indicated with regard to pressure advertising describing knives that cut nails and pierce metal; it is obvious that an edge designed for most sporting purposes should not be called upon to perform such stunts.

17



RANDALL MADE knives are displayed in famous collections. The basic models, with the options and extra features that are available, provide an infinite variety of knives, some of which are pictured above.

HOW TO CHOOSE A KNIFE

Select the best knife you can afford, just as you would when choosing other items of sporting equipment. You will use your knife more than any other piece of equipment. It will serve you well if it is correctly used. Take your time in the selection, for choosing a knife is an important decision.

Big knives are not necessary for either combat or sporting uses. Our research has shown that a 7- or 8-inch blade is the limit for a practical, easy-to-carry knife. On Pages 16 and 17 is a full-scale picture of a knife with a 7-inch blade. This illustration will give you an idea of the proportions of such a knife.

The serviceman has a wide choice. Models 1 and 2 gained fame among fighting men in World War II and since then have seen service in all areas of combat. Models 14 and 15 were especially designed for U. S. Marine and Naval air crew survival use. Model 18 is a highly efficient survival tool.

While the Model 2 stiletto type is considered effective for assassination and stealth, Models 1 and 14, improved Bowie types, are superior for the saber thrust-slash technique which was first effectively employed by Col. James Bowie. This technique has been taught to U. S. Military instructors, including Col. Rex Applegate. His methods are described in our manual, *The Fighting Knife*, offered on Page 21 of this catalogue.

For the sportsman, hunter and guide we offer Models 3, 4, 7, 11, 19, 20 and 21. Models 4, 11, 19, 20, 21 and 22 are especially good for big game. Bowie types are also available in Model 12.

For general camp and trail use, and also for the sailor, Model 5 is excellent.

The fresh water fisherman and bird hunter will find Models 7 and 8 useful, while the salt water angler may prefer Model 10, which incidentally is a fine household utility knife. Model 16 is particularly good for salt water diving. Other stainless blades are also available.

For throwers, we offer Model 9 and "Tru Balance" throwing knives.

The "head of the table" will admire the design and usefulness of Model 6. Models 12 and 13 are collector's items as well as useful, heavy duty knives. Model 17 is also a valuable collector's knife.

CONSIDER THE PURPOSE

The cutting edge of every RANDALL MADE knife, before it leaves our shop, is carefully honed by hand, ready to use for its intended purpose. However, the bevel and edge of a knife designed for cutting skin and flesh are much different from those of a blade to be used for hacking bone or other hard materials. The use of a fine hunting knife as if it were an axe will naturally damage its cutting edge. Pounding or prying with a knife, or throwing a knife not designed for this purpose, is likely to damage it. We therefore suggest that if you wish to use your knife for a specific heavy-duty purpose, let us know this purpose when you order so we can shape the blade and bevel accordingly.

Always remember—there are innumerable factory-made knives on the market that may be usable, but if you want the pleasure of owning and using the finest knife obtainable, choose a RANDALL MADE knife.

19

ABOUT BOWIE KNIVES

It is doubtful if any authentic information is available showing the exact dimensions of the original Bowie knife. However, in answer to many requests, we make a replica of the legendary Bowie in seven variations (Model 12), along the lines of the one shown in the Smithsonian Institution and seen in the motion picture *The Iron Mistress*.

It was Col. James Bowie who brought fame to the so-called Bowie knife in the 1830's because of his skill in knife fighting. The knife itself, made by knifemaker James Black, had no outstanding characteristics which would have brought it recognition. In fact, similar knives had been made a hundred years before Bowie was born.

The Bowie knife supposedly had a blade made of $\frac{3}{4}$ -inch steel and weighed more than two pounds. We have kept these "legendary" proportions in mind designing our Model 12 Bowie. However, Mr. Raymond Thorp, author of *The Bowie Knife*, says "RANDALL MADE Model 1 is about as close to the true Bowie as any knifemaker has ever got since James Black's time."

Because the top cutting edge of the Bowie is concave in shape, the top bevel is blunt, not as sharp as a straight edge.

The Model 1 "All Purpose Fighting Knife" with its straight top cutting edge offers an improvement in that it can take a much better bevel and an extremely keen edge. Judge Roy S. Tinney, secretary of the American Academy of Arms, described the Model 1 as "a refined and perfected Bowie." He also said: RANDALL MADE knives have blades of better steel, better tempered and better finished than any Bowie knife that has come to my attention."

It is possible that historical archives will prove RANDALL MADE Model 1 has dispatched more adversaries than the Bowie. RANDALL MADE knives have seen far more action in combat than the Bowie, even though no single individual carrying a RANDALL MADE knife has achieved the fame of Col. Bowie. (However, see testimonial from Maj. R. K. H. on Page 30, in which he says his RANDALL MADE knife played an important part in killing 364 of the enemy.)

A RANDALL MADE Bowie knife used in the first action in Laos is now on display at the Museum of Special Warfare at Fort Bragg.

WORLD-FAMOUS KNIVES (continued from Page 2)

Home In Your Pack by Bradford Angier, published by Stackpole (Page 110). *History of Knives* by Harold L. Peterson, published by Scribner's (Page 34). (See Page 21, this catalogue.)

On Your Own in the Wilderness by Townsend Whelen and Bradford Angier, published by Stackpole (Page 119).

Wilderness Cookery by Bradford Angier, published by Stackpole (Pages 53, 57).

Safari Today by Robert M. Lee, published by Stackpole (Page 69).

Skin and Scuba Diving by George X. Sand, published by Hawthorne Books (Page 27).

The Kodiak Bear by Jim Woodworth, published by Stackpole (Pages 17, 149).

New Angles to Bass Fishing, published by Greensburg (Page 149).

Some Came Running, novel by James Jones (author of *From Here to Eternity*) (Pages 318, 627, 641, 1262 to end).


Strange Occupations Paramount motion picture. Performers in the motion pictures, *The Sky Above and the Mud Below* and *The Sea Is Boiling* Hot may be seen wearing RANDALL MADE knives.

Ross Allen, renowned outdoorsman and authority on reptiles, wears a RANDALL MADE knife in all of his appearances.

Approved by Sportsmen's Research Institute and the National Police Officers Association Testing Laboratories.

BOOKS ABOUT KNIVES AND KNIFE FIGHTING

AMERICAN KNIVES (Scribner's) By Harold L. Peterson, one of the country's leading experts on American arms and armor. He has worked with the National Park Service as curator of their Museum Laboratory, as historian and as chief of the Historical Investigation Branch. Since 1952 he has been curator of edged weapons at the West Point Museum and since 1953 a consultant at the Henry Ford Museum.



This is the first book ever to be published solely on the general subject of American knives. Since the collection of knives has become one of the most popular hobbies in the arms field, this book fills the need for a source of information to which collectors can turn.

Mr. Peterson had the museums and historical records of Washington, D. C., at his disposal in writing this fine treatise for the knife collector. This book gives added weight to the statement that in obtaining a RANDALL MADE knife, you are able to own "tomorrow's collector's piece — today."

178 pages. 200 illustrations. Cloth bound. \$6.00

A HISTORY OF KNIVES (Scribner's) By Harold L. Peterson. A book, finally, that covers the development of knives from the beginning of time. Beautifully illustrated by Daniel D. Feaser.

64 pages. Cloth bound. \$4.00



KNIFE THROWING IN THE PROFESSIONAL STYLE By Harry K. McEvoy, designer and maker of the "Tru Balance" knives illustrated on Page 23 of this catalogue.

24 pages. 16 illustrations. Paper bound \$1.00

THE FIGHTING KNIFE By W. D. Randall, Jr. and Col. Rex Applegate. A pocket size manual giving full instructions on the use of the fighting knife. We thank Stackpole publishers for permitting us to excerpt for



this manual the chapter on Knife Attack and Defense from Col. Applegate's book, *Kill or Get Killed*, now included in his book titled *Crowd and Riot Control*. Although weapons, tactics and strategy of warfare are constantly changing, the age-old aspects of individual combat still center around the "survival of the fittest." This manual describes and illustrates the practical offensive and defensive close combat methods of knife fighting developed and used by

the U. S. armed forces. We recommend this manual to purchasers of our fighting knives, Models 1, 2, 14, 15 and 18.

60 pages. Illustrated. Paper bound. \$1.00

The items offered on the following pages are not RANDALL MADE, but we offer them to our customers because they meet definite needs. They are of top quality and are available for immediate delivery.

POCKET KNIVES

SCHRADE KNIVES

Among the world's finest pocket knives are these famous "Uncle Henry" knives made by Schrade-Walden, all with top-quality stainless steel blades, hand-honed to a razor edge. Each knife is registered in the name of the owner and carries an extraordinary guarantee, including free replacement if lost during the first year of ownership. Each knife is packed in an attractive gift box.

"GENERAL PURPOSE" (897UH) — Length 3½". 3 blades: clip, sheep and spey. Staglon handle with nickel silver bolsters and shield. Brass lined. (Wt. 2 oz.) \$11.00



"STOCKMAN" (885UH) — Length 4". 3 blades: clip, sheep and spey. Staglon handle with nickel silver bolsters and shield. Nickel silver lined. (Wt. 3 oz.) \$12.00

"FOLDING HUNTER" (227UH) — Length 5¼". 2 blades. Staglon handle with nickel silver bolsters and shield. Brass lined. This convenient folding knife for all types of camp and trail use is supplied with an attractive leather carrier with belt loop. (Wt. 6½" oz.) \$15.00



1*XL KNIFE

The following knife is from the world-famous cutlery firm of George Wostenholm & Son Ltd., founded in 1745 at Sheffield, England.



"TEXAS STOCK KNIFE" — Length 4¾". 3 blades of high carbon tool steel: clip, sheep and spey. Very sturdy, with polished rosewood handle. Recommended for the cattleman. (Wt. 5½ oz.) \$13.00

FINEST SOLINGEN KNIVES

These useful, easy-to-carry knives are precision crafted at Solingen, Germany. Made of the finest German stainless steel throughout, they are thin, compact and light in weight. We believe them to be the best stainless steel pocket knives available.

"THE ALL 'ROUND'" — Length 3¼". 6 blades: large spear blade, small pen blade, cap lifter, screw driver-reamer, scissors and nail file with rough and smooth grooves. Engine-chased stainless steel case. (Wt. 2 oz.) \$13.00



"THE LIGHTWEIGHT"—Length 3¼". 3 blades: large spear blade, small pen blade and nail file with rough and smooth grooves. Engine-chased stainless steel case. (Wt. 1½ oz.) \$6.50



"FRUIT KNIFE"—Length 4¼". 2 blades: long, slim spear blade and small pen blade. Engine-chased stainless steel case. (Wt. 1¼ oz.) \$5.50



These pocket knives are also available in quantity. They can be imprinted with company advertising on the case and make desirable gifts and premiums. Write for prices.

PROFESSIONAL THROWING KNIFE



"TRU BALANCE" THROWING KNIFE—13½" overall length; 3/16" stock. Made of tough, tempered spring steel, making it almost indestructible. Heavily riveted fibre handle. With instructions for throwing. (Wt. 12 oz.)

Including sheath similar to Model B \$14.00

BOWIE - AXE

The "Tru Balance" throwing knife and Bowie Axe are perfectly balanced for throwing. They are made especially for us by Harry K. McEvoy, noted authority on knife throwing and author of the book, Knife Throwing in the Professional Style. We recommend this book to everyone interested in throwing. See Page 21.



"TRU BALANCE" BOWIE-AXE—13½" overall length; blade 2" wide of 3/16" stock. Made of tough, tempered spring steel, specially designed for rugged use by campers, hunters and other sportsmen, as a chopping, cutting and throwing knife. Heavily riveted fibre handle. With instructions for throwing. (Wt. 15 oz.)

Including sheath similar to Model B. \$16.00

MARKS OF DISTINCTION

"HAT OR COAT PIN" — 2" bronze medallion with replica of Model 3. Safety lock pin on back. . . \$3.00



"COAT PATCH" — 3" x 5" cloth, embroidered in yellow, red, silver and black. \$1.50

HOUSEHOLD CUTLERY

We do not produce household cutlery in our shop, but we are proud to offer the items illustrated here, for they are excellent knives, completely hand-made for us by an artisan of rare ability. The blades are made of chrome vanadium steel of a quality not found in mass produced merchandise. The handles are durable, impregnated wood. Handles and blades are highly polished.

HOUSEHOLD CUTLERY SET—A fine 3-piece kitchen set, the ultimate in cutlery for household use. In hand-polished hardwood wall bracket

\$20.00

TIE CLIPS



MODEL 3



MODEL 12

These miniature replicas of our Model 3 "Hunter," Model 12 "Bowie," and Model 17 "Astro," (as illustrated on Page 2) are equipped with alligator-type clasps and make attractive and useful tie clips for the sportsman.
Rhodium plated.
State model desired. . . \$5.00

HONES


For those who wish to keep their knives (including household cutlery) in good cutting condition, we have obtained suitable hones from the nation's leading manufacturers. Available for immediate delivery.

JB6: CRYSTOLON—Combination coarse and fine grit Carborundum type. 6" x 2" x 1", in wooden box.

\$5.50

SM6: SOFT ARKANSAS—(Illustrated) 6" x 1 7/8" x 1" in wooden box.

\$9.00



SIB27

SIB27: SOFT ARKANSAS AND MEDIUM INDIA—(Illustrated). The finest hones obtainable for finished edges. 7" x 2" x 1", mounted in a hinged metal bracket, within fine wooden box.

\$16.00

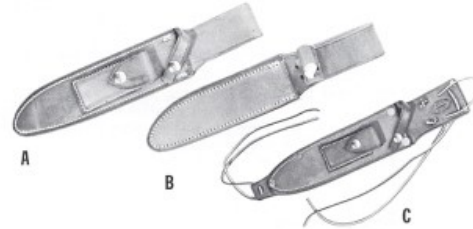
POCKET HONE—Soft Arkansas. Suitable for pocket, tackle box or sheath hone pocket. 3" x 7/8" x 1/4".

\$1.00

SHEATHS

Our sheaths are shaped to fit each model. They are hand-crafted of the finest oil-tanned saddle leather, heavily stitched, with a three-ply stitch-protecting spline of leather around the sides and with 2 3/4"-3" belt loop. The point cannot pierce the stitching. Pocket hone described on Page 24 supplied with each sheath. Sheaths for small or narrow-bladed knives will not accommodate hone pocket.

NOTE: The price listed for each knife in this catalogue includes the price of the appropriate sheath. Sheaths ordered separately are available for immediate delivery at the prices shown below. Please state length of blade for which sheath is intended.



MODEL A

Supplied with Models 1, 2, 3, 4, 5, 7, 11, 12 (6"), 19, 20 and 22.

With hone in pocket

\$7.00

Sheath supplied with Models 12 and 13 similar to above but larger.

With hone in pocket

\$10.00

(On 4 1/2" and 5" sheaths, the keeper strap snaps around the handle because there is not enough room above the hone pocket for a diagonal strap.)

MODEL B

Supplied with Models 2 (5"), 8, 10, 13 (6"), and 21.

With hone

\$5.50

NOTE: Model A and B sheaths can be fitted with tie down thongs \$2.00 extra

MODEL C

Supplied with Models 14, 15, 17 and 18. Especially designed under auspices of the U. S. Marine Corps for these knives. With hone in pocket. Fitted with tie down thongs

\$10.00

LEFT HANDED SHEATHS—Sheaths supplied with straight-bladed knives (Models 2, 13, 14, 15, 16, 17 and 18) may be used either right or left-handed. For other models, we can have left-handed sheaths specially made

\$2.00 extra

WAX-IMPREGNATED SHEATHS—Supplied with Model 16. Available for other models. Available only in brown

\$2.00 extra

BLACK SHEATHS—Saddle leather

\$2.00 extra

CUSTOM MADE SHEATHS—We can supply these hand-crafted sheaths to fit any knife. Send knife for fitting and quotation on price.

FOR GI BELTS—The belt loops on our sheaths will fit GI web belts. However, we can also supply brass "U" wire for attaching sheath to web belt

\$.25

DEDUCTIONS—For those who wish to make their own sheaths or who otherwise do not want the sheaths, illustrated above and normally supplied with RANDALL MADE knives, we make deductions from the catalogue prices of the knives, as follows: Model A sheath for knife Model 12 (8" to 13" blade) and Model 13 (12"), \$5.50; for other models, \$4.00. Model B, \$2.50. Model C, \$5.50.

HOW TO SHARPEN YOUR KNIFE

Each RANDALL MADE knife is ground carefully by hand, and a section of knife blade when it leaves the grinder is something like Figure 1.

The edge placed on the knife by the grinder, however, is useless for ordinary work. It is too fine and would break down easily. It must be strengthened by beveling the edge slightly on each side, as shown in Figure 2. (Bevels are exaggerated in the drawing to make them visible.) The beveled edge, produced by means of a hone, serves two purposes: It stiffens the edge, and sharpens it.



Fig. 1



Fig. 2

It is, of course, important that a knife be kept sharp. Keep a good edge on your knives by using the following procedure:

We recommend the use of two hones, one with a medium or coarse grit on which to start the honing process, and the other with a fine grit for finishing.

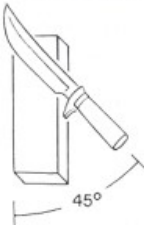


Fig. 3

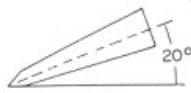


Fig. 4

First put a few drops of kerosene, machine oil or saliva on the hone and lay the blade diagonally upon it, as in Figure 3.

Now raise the side of the blade to an angle of about 20° with the surface of the hone, as in Figure 4. Keeping the edge of the blade to the hone and the side of the blade away from it at the 20° angle, sweep the edge across the hone, holding the diagonal position and sharpening from hilt to point in one stroke, as shown in Figure 5. Turn the blade over and repeat the operation. Continue one stroke at a time on each side, alternately. Be sure to use even, sweeping strokes. Lessen the pressure as the edge is restored.

Be careful to keep the side of the blade always at the same angle to the surface of the hone. This is very important, for if the angle varies as you sweep the edge across the hone, you cannot obtain a good edge. Also maintain the same angle for both sides of the blade.

Should there be a wire edge, remove it by giving the blade a few light, final sweeps across the hone on each side with the blade held at a high angle of about 60°. In dealing with an extremely dull blade on which the edge has become thickened, place the blade flat on a coarse hone and restore the original blade bevels (as shown in Fig. 1); then attain the final cutting edge (as shown in Fig. 2) with a fine-grit hone.

BEAR IN MIND: Edge-holding ability and keenness of edge do not exactly go hand in hand, though there can be a happy medium. Naturally, the finer (thinner) the V towards the cutting edge is, the less will be the edge-holding ability of the steel. If you expect to do heavy-duty cutting, have this V thicker than you would if you plan to cut flesh, skin, etc.

Never use a dry grinding wheel in sharpening a knife; it will destroy the edge.



Fig. 5

HOW TO CARE FOR YOUR KNIFE AND SHEATH

Clean and thoroughly dry your knife after use. If you intend to store it for some time, it is advisable to coat it with a protective and leave it out of the sheath. Many owners of RANDALL MADE knives have stated that they successfully care for their knives when not in use by exhibiting them on their wall or desk.

Carving knives require the same care as hunting knives. It is not advisable to immerse them in water with regular tableware. Wiping and drying the blade is generally sufficient. All carbon steel blades will become stained in cutting meat because of acids in the meat; this discoloration will not harm the blade. It can easily be removed if desired by polishing with crocus cloth.

If through lack of care rust appears on the blade, remove it before pitting begins by using a fine grit emery cloth.

Never throw a knife unless you are an expert and know you will not make a poor throw and thereby harm it. If the urge to throw a knife is overpowering, it is advisable to obtain our Model 9 "Pro Thrower" or "Tru-Balance" throwing knife.

Never use your knife for duties for which it was not designed. You cannot cut bone, nails, bolts or pierce metal with a cutting edge and point designed for meat, despite pressure advertising to the contrary. Beware of claims of this nature, for we have made these tests and find they cannot be performed unless the design of the cutting edge and point is altered.

On leather handles use shoe polish or saddle soap to keep the leather from drying out. Use metal polish on the hilt and butt.

For the sheath use shoe polish or saddle soap. We do not advise using oil because it will soften the leather and make the sheath flexible. This will make it difficult to sheathe the knife. To darken the sheath, use dark polish or dye.

All knives require sharpening occasionally after use. We recommend that the blade be kept well honed at all times, for a sharp knife is safer to use than a dull one.

WHAT YOU SHOULD KNOW ABOUT KNIFE THROWING

Knife throwing is a sport; it is not practical in combat. There are few individuals who can throw a knife from an unknown distance and hit a vital spot.

At short distances, up to eight feet, a knife grasped by the handle and aimed at the target does not necessarily turn in flight and thus approaches the target point first. However, at longer ranges the knife turns over and over in its flight, and thus the thrower must know the exact distance to the target as well as the number of turns involved in order to have the knife hit point first.

If the knife hits the target at the wrong angle, the point may be bent or broken, or the hilt or handle may be damaged. Therefore, do not use a valuable knife in practice.

Complete instructions on knife throwing are included in the book **Knife Throwing in the Professional Style**, which we offer on Page 21.

STEPS IN MAKING A RANDALL MADE KNIFE

Now available: "Make-it-yourself" kits in any stage of completion and also treatise on knife crafting. See Page 14.

There are no short cuts in the hand-crafting of RANDALL MADE knives. Only the best quality materials, craftsmanship and experience will produce the finest knife. The following procedure is used. You may try it if you desire:

1. Obtain a piece of carbon tool steel knife stock.
2. Heat it cherry red and hammer out the rough blade in the general shape desired.
3. Grind the rough forged blade to the size and shape of the blade desired.
4. Harden the blade by heating it cherry red and then immersing it in tempering oil. Draw out the brittleness and internal stresses by tempering blade at low heat until it becomes a straw blue color and can be cut with a new file.
5. Grind in lines, bevels and contours and remove roughness.
6. Use a coarse hone and true up the cutting edge, removing any remaining waves and unevenness.
7. Regrind the blade on a fine grit wheel to remove scratches made by the coarse hone.
8. Smooth the blade, first with coarse and then with fine grit emery cloth.
9. Polish the blade on a glued-up coarse emery wheel.
10. Cut and shape the hilt from one-quarter inch brass. Drill a hole and file it to rectangular shape to fit the handle tang. Fit hilt to the blade and solder in place.
11. Fit the handle to the tang, cutting rectangular holes in pieces of fiber, plastic or leather. Slip into place and glue each separately. Drill a piece of one-half inch Duralumin for the butt and recess it to fit the tang. Drive it on tightly and peen it into place, or thread end of tang and use nut. When the glue is thoroughly dry, roughly shape the handle with a coarse file. Finish shaping with a finer file. Then smooth it, first with coarse and then fine emery paper. The hilt and butt are filed and sanded as the handle is shaped.
12. Polish the blade with a medium grit glued-up emery wheel. Polish the hilt and butt on a muslin wheel charged with polishing compound.
13. Sharpen the blade on a medium grit hone. Always use special honing oil for all honing.
14. Polish the blade on a fine grit glued-up emery wheel and again polish the hilt and butt.
15. Give final sharpening to the blade, using a fine grit hone.
16. For final polishing of the blade, use a hard polishing wheel to remove the last fine hone scratches. Give final polish to the hilt and butt and the final polish to the handle with a soft muslin wheel.
17. Make or have made a sheath patterned to fit the blade with a stop for the hilt so the point cannot pierce the sheath and with splines along the sides to prevent cutting of the stitches. Use a keeper strap and fasteners to hold the knife in the sheath.

CAUTION: Grindings #3 and #5 require great skill in getting the lines and bevels of the blade true by eye. These are dangerous operations, requiring good goggles to prevent slivers of steel from getting into the eyes. The grinding dust is unpleasant; use a blower if possible. In all grinding after tempering, never overheat the blade.

Muslin wheel polishing of the hilt, butt and handles and the final polishing of the sharp blade are very dangerous operations. These wheels can easily snatch the blade from the grasp and cause it to fly through the air.

(See Page 167 of December 1952, and Page 144 of January 1967 *Popular Mechanics* for more details and illustrations.)

FROM START TO FINISH



This illustration shows several of the steps involved in making a RANDALL MADE knife.

(Knife shown: Model 1 (7"), stag, finger-grip handle.
\$55.00 with sheath.)

RESEARCH

Although many authorities say that RANDALL MADE knives are unequalled by either the fabled blades of history or any others of modern times, we are constantly seeking new materials and improvements on our knives.

We change small details of our knives and sheaths from time to time when our research indicates improvements that can be made. Therefore, the knife or sheath you receive may vary slightly from the model illustrated in the catalogue.

For example, we have developed new methods of bonding handles to the tang, making a rivet pin unnecessary.

We receive many letters from interested persons and collectors containing valuable suggestions. Such suggestions, after they are tested, are often incorporated in our knives.

Your comments and suggestions are invited.

All prices shown in this catalogue include prepaid postage and insurance when payment accompanies order.

READ WHAT SATISFIED USERS SAY

We have on file thousands of unsolicited letters from servicemen, sportsmen and other users of RANDALL MADE knives the world over. Below are excerpts from a few of these letters:

Your splendid Randall #14 has been giving me excellent service for the past 6 months here in Viet Nam. It has been used abusively, for lack of a proper tool, to open 50 gallon drums of gas, to cut bands on trunks, to hack through the door of a disabled $\frac{3}{4}$ ton truck, and to chip rust. It has withstood all of this, frequent drenchings in rivers plus normal use, and is still in practically 'mint' condition. You are to be highly congratulated. Also, I ran into an old C. O. of mine from Ft. Hood, Texas, to whom I introduced your catalogue in 1963. He has since purchased and used your #14, and is highly satisfied with it.

—Sgt. A. W. D., 5th Special Forces Gp., Viet Nam.

My Randall Made knife which I used through the entire war is indeed a work of art and it accounted for a large percentage of the 364 enemy that I received credit for killing with individual arms. (This is the instance referred to on Page 20.)

—Maj. R. K. H., APO 39, N. Y. C.

My all-Purpose Fighting Knife rates 2 battle stars.

—BMC W. H. I., U. S. Navy.

Here's \$25. Need another fighting knife. . . . During a night raid behind enemy lines, I had to leave my last one in a troublesome Red.

—Sgt. R. E. A., Chorwan Valley, Korea.

I am a proud possessor of one of your wonderful knives and never cease to marvel as to its versatility, keenness, balance, durability and extraordinary workmanship. . . . From personal experience I know why more Marines carry your product than any other made. It has proven itself time and time again and pulled many a Marine through some very tight spots. Marines have carried your knife from Iwo Jima to Frozen Chosin and I am sure that we all owe you a great deal that we never can repay.

—B. K. R. (Ex-Marine Sergeant).

I carried your knife for 5 years, from Africa to Berlin. It certainly was the most handy combat weapon any infantryman could possess.

—J. S. K., Pasadena, California.

. . . I skinned three brown bear in one day with my Randall knife. I know of no other knife that could have done this job.

—K. W. B., Cordova, Alaska.

. . . I dressed out seven deer in one day without touching the blade. . . . While I have about a dozen other hunting knives, yours is the only one I use.

—L. R. A., Aberdeen, South Dakota.

. . . We butchered a $\frac{3}{4}$ grown bull calf and after cutting, chopping, hacking and skinning through a lot of muscle, gristle and tough tendons, that knife was still able to shave hairs from my arms.

—S. J. K., Germantown, Ohio.

. . . Your knife was used in surgery of a crash victim and was also instrumental in prying up an airplane canopy and cutting tough airplane harness.—Air Rescue Crewman, R. P., APO 731, Seattle, Wash.

. . . Finest knife I have ever used. Few knives can cut through a 6" mooring line so easily and quickly. . . . Thank you for the fine craftsmanship.

—V. M., Merchant Marine, Houston, Texas.

. . . Wearing a Randall is like belonging to an exclusive club. It's instantly recognized.

—L. R., Columbia, N. J.



W. D. Randall Jr. and Shop Superintendent William Platts, with some of the thousands of testimonial letters received from owners of RANDALL MADE knives all over the world.

Of all the brands of knives used by 60 men in an Air Force Arctic Circle survival school, yours was the only one that held up.

—Lt. J. L. H., Anchorage, Alaska.

I have 225 knives covering many foreign countries and the United States. I have not seen a knife that can compare with the beauty of your knives.

—J. D. F., U.S.A.F.

Did a lot of research . . . yet found no hunting or fighting knives that could equal those made by Randall. They are so good only experienced hunters and fishermen can appreciate their quality.

—Roy S. Tinney, Sec'y, American Academy of Arms.

. . . The only knife I've ever come across that'll dress out a bull moose or a grizzly without any stopping to resharpen.

—Bradford Angier, co-author of *On Your Own in the Wilderness*, Cambria, Calif.

. . . My camping and hunting friends have agreed with me that your knife is the finest they have ever seen. The quality of materials and workmanship certainly is all you claim it to be and must be seen to be appreciated.

—H. G., Everett, Mass.

. . . Your small trout knife . . . has skinned a small deer and 57 rabbit. There was also some branches, etc., cut with it. I haven't had to sharpen it yet.

—C. F. C. Jr., Cleveland.

. . . A Randall made knife is more than merely the finest knife I can buy; it is a symbol of genuine quality, functional beauty, and old-fashioned pride of workmanship.

—J. H. W. Jr., Houston.

. . . I've been using this fine knife constantly for the past 15 years. . . . It is the best knife I have ever had.

—D.J.D., USN, FPO San Francisco.

. . . I purchased my "Alaskan Skinner" at Fairbanks, Alaska, in 1954. Since that date it has been continually in service and under very unusual conditions . . . has been with me at all times for skinning, butchering, camping, etc. . . . is still an item that I am proud to own and display to those that appreciate exceptional quality and workmanship.

—J. T. B., Aniak, Alaska.

(Full names and addresses sent on request)

It Takes Time... Here's Why:

The demand for RANDALL MADE knives far exceeds our production capacity, for these knives are completely made by hand. We apologize for the long delay in delivery, but there is simply no way for us to make these knives any faster and maintain the quality for which they have become famous. When you order our hand-made knives we ask that you bear with us. You can be assured that when you finally receive your order you will be the proud owner of a one-of-a-kind item, a true collector's piece.

We must remind you also that our costs have constantly increased over the years since we started to make these knives in 1937, but our small price increases have not kept pace. Therefore, if we decide to continue production of these knives when the present supply of catalogues is exhausted, we anticipate that a major price increase will be necessary.

If the demand continues to increase, it may even become impractical for us to continue production, for at times we are well over a year behind in our orders. Thus RANDALL MADE knives may become unavailable at any time without notice.

This frankly has never been a commercial venture. When I started to make knives as a hobby in my backyard shop in 1937, I did not envision the world renown and demand that has developed. Famous collectors and authorities have told me that RANDALL MADE knives will rank in history among the finest ever made. These knives could not be mass-produced or made faster without sacrificing quality—and this I refuse to do. The making of these knives gives me a great amount of pleasure, and my primary reward is pride of accomplishment. Because of the demand, however, I have had to employ and train several skilled craftsmen to help me. In addition, it has become necessary to employ two secretaries to handle the thousands of orders and letters addressed to me from all over the world.

Please don't ask us to "hurry up" with your knife. Remember there are many orders ahead of yours and that it takes time to obtain a RANDALL MADE knife for two basic reasons:

- (1) Each knife is hand made, from forging the blade to the final sharpening and polishing.
- (2) With the individual care that goes into the making of each knife, we cannot hurry the process.

I regret that I cannot write a more personal message to you, but it is my hope that you will bear with us during the unavoidable delay in completion of your order.

GARY T. RANDALL

W. D. RANDALL, JR.



The craftsmen whose skill and patience are responsible for RANDALL MADE knives are pictured above in front of the shop where the knives are produced.



Models 14 and 18 in the services.

HOW TO ORDER

Be sure to see Important Notice on Back Cover

For your convenience, an order blank is included with this catalogue. However, it is not necessary to use the order blank, for a letter stating your choice is sufficient.

Payment of a \$5.00 deposit will place your name in our order book. We will bill you for the balance prior to shipping.

Prices shown include postage and insurance when payment accompanies order. If air mail delivery is desired, please note the weight of the knife you order, add 12 ounces for the weight of the sheath and packing material, check with your local post office for the amount of postage, and send this amount with your order.

If you wish to order a knife as a gift, for future delivery, we will provide an attractive gift certificate for your immediate use upon request.

All prices shown in this catalogue include prepaid postage and insurance when payment accompanies order.