

RANDALL MADE KNIVES

HOME RANDALL KNIVES FOR SALE MITCHELL'S COLLECTION

RANDALL CATALOGS RKSA NEWSLETTERS RANDALL PHOTOS

RANDALL VIDEOS VINTAGE NEWS & MAGAZINE ARTICLES

RANDALL BOOKS KNIFE SITE LINKS CONTACT US

CERTIFICATION - GUARANTEE

PLEASE READ THIS:

"I certify that every Randall Made knife is 100% handmade in my own workshop and that it is made of the finest quality material obtainable. I further certify that the blade is hand forged from the finest imported Swedish tool steel or made of the best domestic Stainless steel, hand ground, hand honed, hand polished, that the blade is keen, perfectly balanced and perfectly shaped for its use, and that the material in the handle, whether heavy sole leather, imported India stag, Belgian Congo ivory or other material, is genuine, and that the sheath is the finest obtainable.

I guarantee that you will agree, on seeing the knife you order, that it is the finest you have ever seen at any price and I make no hesitation in saying I will be glad to refund the purchase price, if you think otherwise."

W.D. Randall Jr.

MEMBER OF
AMERICAN GUNSMITHS GUILD
LIFE MEMBER, N. R. A.

No one has ever returned a Randall Made knife during the more than 23 years I have been handcrafting these fine knives. If you are still in doubt as to the quality of Randall Made knives, order one, for inspection only, as per my "Certification-Guarantee." The cost to you will be parcel post and insurance fees only, and you will be under no obligation whatever to keep the knife.

(If you desire a knife on approval, please send purchase price with order to simplify bookkeeping.)

If you know where a finer knife can be purchased, I will be sincerely grateful if you will tell me where.

CATALOGUE and KNIFE MANUAL
(Fifteenth Printing)

RANDALL MADE KNIVES



**RENOWNED
THROUGHOUT
THE WORLD**

Established 1938



**RANDALL MADE
ORLANDO, FLA.**

100% HAND-MADE

For Every Purpose

HUNTING • FIGHTING • FISHING
SKINNING • CARVING • UTILITY
DIVING • THROWING • SURVIVAL

Containing descriptions, prices and instructions
for making

DICK W. VAN SICKLE
2627 Yale Ave.
San Angelo Texas

RANDALL MADE KNIVES
P. O. Box 1988, Orlando, Florida

Price 25c

NOV 12 1962

→ **NOTICE**

Date _____

Although we can often ship a standard model without extras from our stock, the demand for these hand-made knives is so great that we frequently are behind in deliveries. However, we refuse to lessen their quality by increasing production. Your patience in awaiting your order will not be unrewarded. At the time of mailing this catalogue it is impossible for us to handcraft your knife in less than 5-6 weeks.

RANDALL MADE KNIVES
P. O. Box 1988, Orlando, Florida

Every Randall Made Knife Is 100% Hand-Made

Hours of painstaking care go into the creation of every RANDALL MADE knife. Only the finest steel is used, either imported Swedish tool steel or high carbon domestic stainless steel. Randall craftsmen hand-forged each blade and then grind, hone and polish it by hand. Every blade is tempered uniformly in an electric furnace. If we knew of a finer steel, we would use it.

Each keen-edged blade is perfectly balanced, the handle skillfully designed for the best grip, and the hilt permanently hard-soldered in place.

A RANDALL MADE knife is a companion piece for your fine gun, your fishing tackle, camera, watch or other select items of sporting equipment. You will always feel pride in ownership of your RANDALL MADE knife—truly a collector's item. Complete sets of these knives exist in many famous collections.

Since 1938, RANDALL MADE knives have been used extensively throughout the world by all branches of the armed forces.

Randall craftsmen are proud of the reputation of these knives as the world's finest. In order to maintain this reputation, these knives will never be mass produced, for knives of this quality can be made only by patient hand crafting.

Because these knives are hand-made, each RANDALL MADE knife possesses an individual characteristic or quality all its own. These characteristics are assuredly outstanding

features when compared with the usual factory finish. No two RANDALL MADE knives are exactly alike, for no jigs or patterns are used in their construction.

Hand forging imparts to the molecular structure of the blade a quality that is not found in the usual factory-stamped knife.

You, presumably, would not have this catalogue if you were not interested in obtaining a fine knife. The knives

listed herein are available to you only because they are the hobby of the maker, W. D. Randall, Jr., Florida citrus grower and outdoor sportsman. Large-scale commercial production of knives of this quality would not be feasible. This is evidenced by the fact that in the more than 23 years that Randall has produced his knives, other sources for cutlery of this type have not developed.

The craftsmanship evident in these knives, their usefulness and popularity among sportsmen and collectors, and the praise they have won from the world's experts on knives and armor help to verify the statement that in obtaining a RANDALL MADE knife you are able to own "tomorrow's collector's piece" today." (See American Knives, Page 12, in this catalogue.)



Forging a blade.



Polishing a handle.

CONTENTS

In this booklet we have compiled important information for you. We hope that you will find it of value in helping you to select a fine knife.

	PAGE		PAGE
Fighting, Hunting Knives	1	How to Choose a Knife	13
Camping, Fishing, Carving Knives, Fork	3	Knife Design	14, 15
No Substitute for Quality	3	How to Order	15
World-Famous Knives	4	How to Make a Knife ..	16, 17
What You Should Know About Knife Throwing	4	Research	17
Fishing, Small Game, Throw- ing, Alaskan Skinning Knives	5	Commando, Throwing Knives, Bowie-Axe, Tie Clips	18
Bowie Knives	6	Household Cutlery, Axes	19
Arkansas Toothpick	7	Sheaths	20
Custom-Made Knives	7	Pocket Knives	21
Attack, Airman, Diver's Knives	8	How to Sharpen	22
Extra Features for Knives	9, 10, 11	Hones	23
Books About Knives and Knife Fighting	12	How to Care for Your Knife and Sheath	23
		Letters from Users	24
		Certification-Guarantee ... Back Cover	

The prices shown in this catalogue include prepaid postage and insurance when payment accompanies order.

(See important shipping notice on back cover.)

The knives listed in this catalogue may be obtained from us by mail, and they are also on sale at many of the nation's finest sporting goods stores. (Name of dealer nearest to you will be sent upon request.)

Our files of unsolicited testimonial letters are now as thick as three New York telephone books — indicating a world-wide acceptance of RANDALL MADE knives for every conceivable use. (See excerpts from a few of these letters on Page 24 and inside back cover.)

Although our costs have increased greatly over the years, we have continued to hold our prices as low as possible, consistent with quality, which we will not sacrifice. The prices shown in this catalogue represent only a very small increase over those which were established early in the 1940's.

GUARANTEE

On the back cover read the extraordinary "certification guarantee" for every RANDALL MADE knife.

2

(See Pages 9, 10 and 11 for extra features available.)

MODEL 1

"ALL-PURPOSE FIGHTING KNIFE"—6", 7" and 8" blades of $\frac{1}{4}$ " stock. Top cutting edge also sharpened 3 inches. $4\frac{3}{8}$ "- $\frac{7}{8}$ " leather handle. This is the knife made famous by combat troops in World War II. Manual for using included. Commando-shaped, straight handle, as illustrated on Model 2, available at no extra charge. (Wt. 8-10 oz.)

Including Model A sheath \$26.50

MODEL 2

"FIGHTING STILETTO"—6", 7" and 8" blades of $\frac{1}{4}$ " stock. This is a heavily made dagger or dirk. $4\frac{3}{8}$ "- $\frac{7}{8}$ " leather handle is shaped along lines of famous British Commando knife but is larger and has a more comfortable grip. Manual for using included. (Wt. 7-9 oz.)

Including Model A sheath \$27.50

"LETTER OPENER AND BOOT KNIFE"—5" blade of $\frac{3}{16}$ " stock. Similar to fighting stiletto but lighter and smaller throughout. For desk or concealed weapon use. (Wt. 4-5 oz.)

Including Model B sheath \$25.00

**MODEL 3**

"HUNTER"—6" and 7" blades of $\frac{1}{4}$ " stock. $4\frac{1}{4}$ "- $\frac{5}{8}$ " leather handle. An ideal all-around heavy duty sportsman's knife. Scientifically designed for every outdoor use. (See Model 7 for smaller and lighter blade.) Wt. 6-8 oz.)

Including Model A sheath \$23.50

MODEL 4

"BIG GAME AND SKINNER"— $4\frac{1}{2}$ ", 5", 6" and 7" blades. $4\frac{1}{4}$ "- $\frac{5}{8}$ " leather handle. Similar to Model 3, but with more curved blade. This knife has been extensively used by Alaskan and Canadian guides, trappers and sportsmen.

Including Model A sheath,
 $4\frac{1}{2}$ " blade ($\frac{3}{16}$ " stock Wt. 4-5 oz.) \$21.50
 5", 6" or 7" blade ($\frac{1}{4}$ " stock. Wt. 6-8 oz.) \$23.50

(Sheaths illustrated on Page 20.)

2

3

(See Pages 9, 10 and 11 for extra features available.)

MODEL 5

"CAMPER AND YACHTSMAN"—6", 7" and 8" blades of $\frac{1}{4}$ " stock. $4\frac{1}{4}$ "- $\frac{5}{8}$ " leather handle. This is a straight-bladed knife preferred by many for all around camp and trail use. Ideal for yachtsmen and sailors for general boating purposes. (Wt. 7-10 oz.)

Including Model A sheath \$23.50

MODEL 6

"ALL PURPOSE CARVING KNIFE"—9" blade of $\frac{1}{8}$ " stock. $4\frac{3}{4}$ "-5" handle of genuine imported stag. Fitted with nickel silver hilt. Designed to meet every requirement as the ideal table knife. (Wt. 7-8 oz.)

Complete with a fine grit, stag-handled Carborundum sharpener. Both fitted in a lined, two-compartment felt case \$30.00



FORK—Finest factory-made fork with guard, to match Model 6. \$14.00

(When fork is ordered with knife and sharpener above, a three-compartment lined felt case is included.)

**MODEL 7**

"FISHERMAN - HUNTER"— $4\frac{1}{2}$ " and 5" blades of $\frac{3}{16}$ " stock. $4\frac{1}{8}$ "- $\frac{1}{2}$ " leather handle. Similar to Model 3 except this knife is smaller and lighter. Ideal for small game, creel and tackle box. (Wt. 4-5 oz.)

Including Model A sheath \$21.50

(Sheaths illustrated on Page 20.)

**NO SUBSTITUTE FOR QUALITY**

Some people ask: "Are RANDALL MADE knives expensive? Our answer is: "Lasting quality and flawless workmanship are never expensive."

We like to refer to the following quotation: "Quality. There is hardly anything in the world that some men cannot make a little worse and sell a little cheaper, and the people who consider price only are this man's lawful prey."

—John Ruskin.

We have no quarrel with competitors who sell for less. After all, they know how much their product is worth. Copies of RANDALL MADE knives have been produced in Italy, England, Sweden and the United States. In purchasing a knife of inferior quality, as in purchasing the finest available, you get what you pay for.


3

4

WORLD-FAMOUS KNIVES

RANDALL MADE knives have won world-wide acclaim. The Randall mark of quality is familiar to hunters and sportsmen everywhere, from the Arctic to tropical jungles. Servicemen carried RANDALL MADE knives into all theatres of battle during World War II and the Korean War, and these famous knives are still helping to make history today.

A RANDALL MADE knife, Model 8, was displayed in Moscow as part of the equipment carried by Francis G. Powers when his American U-2 plane was shot down over Russia in May, 1960.



We are extremely proud that Alan Shepard, Gus Grissom and John Glenn each carried a RANDALL MADE knife when they made their

epochal flights as the first U.S. astronauts. The astronauts' knife was a specially designed modification (illustrated above) of Model 15, which was ordered by NASA for use by all of the U.S. astronauts. The Smithsonian Institution displays replicas of these knives.

RANDALL MADE knives have been the subject of numerous magazine and newspaper articles and have been featured in motion pictures and books. Following are a few of the many references:

Consumer's Research Bulletin, October 1961 (Page 582); November 1956 (Page 521).

True, February 1962 (Page 117); October 1961 (Page 60); December 1953 (Page 56).

Caper, July 1961 (Page 45).

Life, October 3, 1960 (Page 82).

Cavalier, September 1960 (Pages 4 and 19).

Mark Trail comic strip, November 8 and 9, 1957.

Blue Book, February 1956 (Page 51).

Modern Man, July 1955.

Popular Mechanics, December 1952 (Page 167).

Science and Mechanics, February 1955 (Page 89).

American Knives, published by Scribner's (Pages 59, 60, 92, 149, 151-153). (See Page 12, this catalogue).

Some Came Running, novel by James Jones (author of *From Here to Eternity*) (Pages 318, 627, 641, 1262 to end.)

New Angles to Bass Fishing, published by Greensburg (Page 149).

Wilderness Cookery by B. Angier, published by Stackpole (Pages 53, 57).

Safari Today by Robert M. Lee, published by Stackpole (Page 69).

Sportsmen's Research Institute approved.

WHAT YOU SHOULD KNOW ABOUT KNIFE THROWING

Knife throwing is a sport; it is not practical in combat. There are few individuals who can throw a knife from an unknown distance and hit a vital spot.

At short distances, up to eight feet, a knife grasped by the handle and aimed at the target does not necessarily turn in flight and thus approaches the target point first. However, at longer ranges the knife turns over and over in its flight, and thus the thrower must know the exact distance to the target as well as the number of turns involved in order to have the knife hit point first.

If the knife hits the target at the wrong angle, the point may be bent or broken, or the hilt or handle may be damaged. Therefore, do not use a valuable knife in practice.

Complete instructions on knife throwing are included with Model 9 "Pro Thrower," the "Tru Balance" Throwing Knife and the "Tru Balance" Bowie-Axe.

4

5

(See Pages 9, 10 and 11 for extra features available.)

MODEL 8



"TROUT AND BIRD KNIFE"—4" blade of 3/16" stock. 4"-4 1/4" handle. 2" cutting edge at top of blade. With nickel silver hilt and genuine imported stag handle. Especially suitable for small fish and feathered game. (Wt. 4-5 oz.)

Including Model B sheath \$23.00

(Francis G. Powers, U-2 pilot, was carrying one of these knives when he was shot down over Russia in May, 1960.)

MODEL 9



"PRO-THROWER"—10" overall length. Made from 1/4" stock. Solid, one-piece construction. Accurately balanced and scientifically designed for those desiring a practically indestructible throwing knife. With complete instructions on throwing. (Wt. Approx. 8 oz.)

Sheath not included \$12.50

(If sheath is desired, Model B available. See Page 20.)

(For a throwing knife with handle, see "Tru-Balance" knives on Page 18.)

MODEL 10



"SALT FISHERMAN AND HOUSEHOLD UTILITY"—5" and 7" blades of 1/8" stock. Rustproof. Holds the keenest edge. Blade not forged but is fully hand-ground from high carbon stainless steel. 4 1/2" duralumin handle has comfortable slip-proof grip. (Wt. 4-5 oz.)

Including Model B sheath \$16.50

MODEL 11



"ALASKAN SKINNER"—4 1/2" and 5" blades of 1/4" stock. 4 1/2"-1 1/2" leather handle. Especially designed by an Alaskan guide for big game skinning, with point dropped below top of blade to prevent cutting too deeply through skins, when used point first. (Wt. 7-8 oz.)

Including Model A sheath \$23.50

(Sheaths illustrated on Page 20.)

All prices shown in this catalogue include prepaid postage and insurance when payment accompanies order.

5

6

(See Pages 9, 10 and 11 for extra features available.)

MODEL 12

"THE SMITHSONIAN BOWIE"—11" blade, 2 1/4" wide, of 3/8" stock. A replica of the famous Bowie knife of a century ago, similar to type displayed in Smithsonian Institution and used in the motion picture *The Iron Mistress*. Fitted with a 4 1/2" brass lugged hilt. 5" leather handle. Duralumin butt cap. (Wt. 28-34 oz.)

Including Model A sheath \$55.00



"RAYMOND THORP BOWIE"—13" blade, 1 5/8" wide, of 1/4" stock. Modeled after design furnished by Mr. Raymond W. Thorp, author of *The Bowie Knife*. Probably the most nearly authentic Bowie type. Hilt and handle same as above. (Wt. 20-26 oz.)

Including Model A sheath \$50.00



"THE CONFEDERATE BOWIE"—11" blade, 1 7/8" wide, of 1/4" stock. Same as above, except blade 2" shorter. Both this and the 13" model above are similar to types used by Confederate troops. (Wt. 18-22 oz.)

Including Model A sheath \$45.00



"9" SPORTSMAN'S BOWIE"—9" blade, 1 5/8" wide, of 1/4" stock. 4 1/2"-7/8" leather handle. Made to meet the demand for a heavy duty sporting knife of the Bowie type. (Wt. 16-18 oz.)

Including Model A sheath \$35.00



"6" SPORTSMAN'S BOWIE"—6" blade, 1 1/8" wide, of 1/4" stock. 4 1/4"-5/8" leather handle. Added to our line to fill the need for a smaller Bowie type knife for sporting uses. (Wt. 7-10 oz.)

Including Model A sheath \$26.00

(Add \$1.00 if curved double hilt, as shown on Model 1, is desired.)

(Sheaths illustrated on Page 20.)

6

7

(See Pages 9, 10 and 11 for extra features available.)

MODEL 13

"ARKANSAS TOOTHPICK"—12" blade, 1 1/2" wide, of 1/4" stock. 5" leather handle. A replica of the historic stiletto-dagger famous in Confederate days. Fitted with 4" brass lugged hilt. (Wt. 16-20 oz.)

Including Model A sheath \$45.00

"SMALL ARKANSAS TOOTHPICK"—6" blade of 1/4" stock. Similar to Arkansas Toothpick above but smaller and lighter throughout. For desk or concealed weapon use. (Wt. 6-8 oz.)

Including Model B sheath \$28.50

Illustrations of the four large Bowies and Model 13 show our commando-shaped handle, because we feel that this type of handle is the most suitable and comfortable for knives of this size. However the original Bowie knives possibly had a smaller handle of concave shape. This type of handle (illustrated on Page 10) is available at no extra cost. A double hilt with forward curve, without lugs, sometimes thought to be authentic on these knives, also can be fitted without extra charge. (See illustration in Custom Made Knives, below.)

(Sheaths illustrated on Page 20.)

CUSTOM-MADE KNIVES


Although we make knives to your specifications, the costs involved are often much higher than regular RANDALL MADE models of comparable size. Before sending us a custom design, we ask that you carefully check the models listed in this catalogue, and the variations available in the extra features (Pages 9, 10 and 11) for a knife to suit your need. Also see Knife Design, Page 14.

Since our models are available in various blade lengths and several types of handles, hilts and butt caps, each knife is virtually a custom-made product.

We do not fit slab handles for the reasons stated in the section on Knife Design.

RANDALL MADE knives may be ordered with custom features, as shown by the two knives illustrated here—made especially to the order of the late King Faisal II of Iraq—a Model 12 "Raymond Thorp Bowie" and a Model 13 "Arkansas Toothpick."

These knives have a double hilt with forward curve, special flanged, scalloped butt cap, scalloped collar and ivory handle with initialed name plate. Total cost of the Model 12 as shown is \$78.00, and total cost of the Model 13 as shown is \$73.00.

**IT'S AN ART**

Each RANDALL MADE knife requires many hours of patient hand work by a skilled artisan. The difference between a RANDALL MADE knife and a mass-produced knife can be likened to the difference between an original work of art and a molded plaster statue.

7

8

MODEL 14

(U. S. Patent No. 177,590)



"**ATTACK**"—7½" blade of ¼" stock. Top cutting edge sharpened. 3⅞" handle of durable green Tenite. (Other handles not available. Name etching only extra feature available.) Extra heavy 7⁄8" wide tang runs through channel in handle, which is firmly fastened with two removable stainless steel fillister bolts. Tang extends ½" beyond handle with flared hole for thong on end. Straight, oblong hilt of ¼" brass. This knife was designed to meet the demand for an almost indestructible all-purpose knife, though it is especially suited for combat. With wrist thong. Manual for using included. (Wt. 14 oz.)

Including Model C sheath \$30.00

MODEL 15

(U. S. Patent No. 177,590)



"**AIRMAN**"—5½" blade of ¼" stock. Top cutting edge sharpened. 3⅞" green Tenite handle. (Other handles not available. Name etching only extra feature available.) Construction same as Model 14 except shorter blade. Designed especially for air crew survival and combat purposes in cooperation with U. S. Marine Corps Equipment Board. With wrist thong. Manual for using included. (Wt. 10 oz.)

Including Model C sheath \$28.00

(The NASA ordered a custom adaptation of Model 15 for each of the first U. S. astronauts training for manned flight into space. (See picture on Page 4.)

NOTE: Models 14 and 15 available with factory-made blades at lower prices.

To help us meet the demand for these two models, we are also having blades of the same design, but ¼" shorter, factory-produced by a foremost knife craftsman in Solingen, Germany. They are of the finest quality high carbon German steel. We fit the hilts and handles. Since these blades are factory-made, we are able to offer these two models at the following prices:

Model 14 (Including Model C sheath) \$21.50

Model 15 (Including Model C sheath) \$20.00

MODEL 16

(U. S. Patent No. 177,590)



"**DIVER'S KNIFE**"—7" blade of ¼" stainless steel stock. Top cutting edge sharpened. 3⅞" green Tenite handle, same removable handle as on Models 14 and 15. (Other handles and extra features not available.) Designed especially for heavy duty salt water use, this knife is as nearly indestructible as possible. Nickel silver hilt. Wrist thong included. Comes with special oil-tanned sheath (similar to Model B sheath) equipped with keeper thong, arm and leg thongs. (Wt. 14 oz.)

Including special sheath \$35.00

This model is also available with a Swedish steel blade, instead of stainless.

Including special sheath \$30.00

(Sheaths illustrated on Page 20.)

8

9

EXTRA FEATURES YOU MAY DESIRE ON YOUR KNIFE

Following is a list of extra features available at added cost on RANDALL MADE knives. Those preceded by an asterisk (*) are the ones we recommend and the ones usually incorporated.

***NAME ETCHING:** Your name permanently and deeply acid-etched in block letters on right side of blade \$2.00
Serial number and/or address, \$1.00 extra.



(Knife shown: Model 3 (6"), nickel silver hilt, stag handle. \$27.50 with sheath.)

***STAG HANDLE:** Standard on Models 6 and 8. Genuine stag imported from India. Available on Models 1, 2, 3, 4, 5, 7, 11, 12 and 13 \$3.00

MICARTA HANDLE: A dense laminate of fabric and phenolic resin, light brown in color. Very rugged, one of the most durable handle materials. Available on any model. \$4.00



(Knife shown: Model 4 (6"), ivory handle. \$35.50 with sheath.)

IVORY HANDLE: Genuine ivory imported from Belgian Congo. Available as follows:

Models 6 and 8 \$ 9.00

Models 1, 2, 3, 4, 5, 7, 11 and 12 (6") \$12.00

Other Model 12's and 13 \$14.00

EBONY HANDLE: Dense black wood of great hardness, imported from Ceylon. Available as follows:

Models 6 and 8 \$4.50

Models 1, 2, 3, 4, 5, 7, 11, 12 and 13 \$7.50

Although ivory and ebony make beautiful handles, they are subject to checking and sometimes cracking under severe strain and climatic changes. Due to this, we cannot give an unlimited guarantee on these handles, but it is our policy to replace any such handles with any desired type on a reasonable and fairly adjusted basis. This is usually one-half of handle's original cost.

OTHER WOODEN HANDLES: We can also supply handles of unusual beauty and coloring in dense, finely-grained walnut (often thought authentic on Bowies), bird's-eye maple or East Indian rosewood on Models 1, 2, 3, 4, 5, 7, 11, 12 and 13 \$5.00

NOTE: Other woods, such as pregwood, snakewood, lignum vitae, teak, etc., make excellent knife handles. We cannot stock them all, but we can fit any of the models listed above for customers supplying such woods \$4.00

LEATHER HANDLE: Standard on Models 1, 2, 3, 4, 5, 7, 11, 12 and 13. Finest grade, heavy sole leather, laminated with waterproof cement and tightly compressed between hilt and butt cap, firmly fastened by means of special, dome-shaped stainless steel nut on end of tang. Carefully shaped and highly polished.

9


10



(Knife shown: Model 3 (7''), stag, finger-grip handle. \$28.00 with sheath.)

FINGER GRIPS: Expertly shaped in the knife handle. Not available on Models 7 and 8, on which the handles are too small, commando or concave-shaped handles, or on the Model 12 "Smithsonian Bowie" with its extra heavy $\frac{3}{8}$ " tang **\$1.50**

HANDLE SHAPES: Handle illustrated on Models 1, 3, 4, 5, 7, 11 and 12 (6'') is our standard shape. Handle illustrated on Models 2, 12 (13'', 11'' and 9'') and 13 is our commando shape, recommended for these models. A handle of either shape may be specified for any of these models at no extra cost. Models 12 and 13 may be fitted with a handle of concave shape (illustrated below) at no extra cost. In ordering, if you wish to have a handle other than the one illustrated on the model as shown in this catalogue, please specify the kind of material and shape desired. Note, however, it is not advisable to finish a stag handle in concave shape, because such shaping destroys the natural stag configuration.



(Knife shown: Model 12 "Smithsonian Bowie," standard lugged hilt, concave ivory handle, scalloped brass collar, scalloped brass butt cap. \$77.00 with sheath.)

SCALLOPED BRASS COLLAR: Models 12 and 13 only. Added between hilt and handle for appearance. (See illustration above.) **\$5.00**

SCALLOPED BRASS BUTT CAP: Models 12 and 13 only. Usually fitted to match scalloped collar. (See illustration above.) **\$3.00**

FLANGED SCALLOPED BRASS BUTT CAP: Commando-shaped handles only. (Illustrated in Custom-Made Knives on Page 7.) **\$5.00**

BRASS BUTT CAP: Recommended for Models 12 and 13 only. May help to balance the already blade-heavy knife. (On other models, this tends to unbalance the knife.) **\$3.00**

DURALUMIN BUTT CAP: Standard on leather-handled models. Can be fitted to any stag, ivory, micarta, ebony or other wooden handle. (See illustration below.) **\$2.50**
(Where Duralumin butt cap is fitted as an extra, we recommend addition of nickel silver hilt so the metals will match.)



(Knife shown: Model 3 (6''), nickel silver hilt, stag, finger-grip handle, butt cap and wrist thong. \$32.00 with sheath.)

WRIST THONG: Handle is drilled and flared on butt end, and a fine quality rawhide wrist thong is attached (as illustrated above). Available on any knife except one with compass installed **\$.50**

10

11


***NICKEL SILVER HILT:** Standard on Models 6, 8 and 16. Available on Models 1, 2, 3, 4, 5, 7, 11, 12 (6'') and 13 (6''). Matches color of Duralumin butt cap **\$1.00**

BRASS LUGGED HILT: Standard on Model 12 (13'', 11'' and 9'') and Model 13. Solid brass double hilt with a lug extending forward at each end. Available on other models **\$3.00**

BRASS DOUBLE HILT: Standard on Models 1 and 2. Gives protection on top of handle. Useful mainly on fighting knives. Available on other models, but not desirable for sporting knives. (See Page 14, Knife Design.) **\$1.00**

(If this type hilt is desired on Model 12 (13'', 11'' or 9'') or Model 13, instead of lugged hilt, deduct \$2.00 from price as shown.)

COMPASS: Accurate, $\frac{1}{2}$ ", jeweled, floating luminous dial trail finder imbedded in end of handle. Waterproof. Available only on stag handle. (Note: Butt cap and compass cannot be fitted to same knife.) **\$3.00**
(Illustration shows actual size.)



STAINLESS STEEL BLADE: Standard on Models 10 and 16. A special high carbon (.8%) stainless steel not obtainable in ordinary knives. Immune to the effects of salt water immersion. Available on Models 1, 2, 3, 4, 5, 6, 7, 8, 12 (6'') and 13 (6'') **\$5.00**

CHROMIUM PLATED BLADE: Recommended for exhibit purposes only. Available as follows:

Models 12 and 13 **\$9.50**
All other models **\$6.50**

BRASS STRIP: Welded along top of blade. Model 12 only. Thought by some to be an authentic feature of a Bowie. Not recommended for chromium plated blades, because the plating would cover the brass **\$4.00**

NAME PLATE: Nickel silver plate imbedded in any handle except leather. Usually fitted on trademark side of knife, with the following exception: When installed on a handle with finger grips, the plate must be placed on top of handle **\$4.00**

Initial engraving, per letter **.50**

CUSTOM-MADE KNIVES: Can be made to your specifications. (See Page 7.)

"MAKE-IT-YOURSELF" KITS: Blades are available in any stage of completion, along with hilt and handle materials, for those who want to make their own knives. Prices sent on request.

REPAIR OF POCKET KNIVES

Although we offer fine quality pocket knives, illustrated on Page 21, we do not make or repair such knives. If you have a pocket knife in need of repair, write to us, and we will recommend a place for you to send it.

11


BOOKS ABOUT KNIVES AND KNIFE FIGHTING

AMERICAN KNIVES (Scribner's) By Harold L. Peterson, one of the country's leading experts on American arms and armor. He has worked with the National Park Service as curator of their Museum Laboratory, as historian and as chief of the Historical Investigation Branch. Since 1952 he has been curator of edged weapons at the West Point Museum and since 1953 a consultant at the Henry Ford Museum.


This is the first book ever to be published solely on the general subject of American knives. Since the collection of knives has become one of the most popular hobbies in the arms field, this book fills the need for a source of information to which collectors can turn.

Mr. Peterson had the museums and historical records of Washington, D. C., at his disposal in writing this fine treatise for the knife collector. This book gives added weight to the statement that in obtaining a RANDALL MADE knife, you are able to own "tomorrow's collector's piece — today."

178 pages. 200 illustrations. Heavily bound. \$5.00



KILL OR GET KILLED (Military Service Publishing Co.) by Lt. Col. Rex Applegate. Although weapons, tactics, and strategy of warfare are constantly changing, the age-old aspects of individual combat still center around the "survival of the fittest." This book describes and illustrates the practical offensive and defensive close combat methods developed and used by the U. S. armed forces and police, our Allies and our enemies.



The highly-specialized techniques of knife fighting and defense against knife attack are described in detail, as well as hand-to-hand combat, use of guns, disarming, handling of prisoners and concealment in hostile territory. Because of his training and experience both in the United States and abroad, Col. Applegate qualifies as an expert instructor. As an infantry officer in World War II he was in charge of close combat training of Military Intelligence personnel. The first edition of this book, published in 1943, was used by U. S. and Allied forces during World War II in training men for individual combat and survival. This latest edition, the third, has been broadened to cover the civilian law enforcement field, in addition to military combat.

387 pages. Fully illustrated. Paper bound ~~\$2.75~~ 3.95

THE FIGHTING KNIFE, by W. D. Randall Jr. A pocket-sized manual giving basic instructions in the use of the fighting knife.

36 pages. Illustrated. Paper bound \$.50

HOW TO CHOOSE A KNIFE

Select the best knife you can afford, just as you would when choosing other items of sporting equipment. You will use your knife more than any other piece of equipment. It will serve you well if it is correctly used. Take your time in the selection, for choosing a knife is an important decision.

Big knives are not necessary for either combat or sporting uses. Our research has shown that a 7- or 8-inch blade is the limit for a practical, easy-to-carry knife. On Page 14 is a full-scale picture of a knife with a 7-inch blade. This illustration will give you an idea of the proportions of such a knife.

The following guide may be helpful:

The serviceman has a wide choice of knives. Model 1, a modified and improved Bowie type, and Model 2 were made famous by fighting men in World War II. New types are Model 14 and Model 15, the latter especially designed for U. S. Marine and Naval air crew survival use.

The sportsman, hunter or guide will find good use for Model 3 or its smaller version, Model 7, Model 4 or Model 11. The big game hunter will prefer Model 4 or Model 11.

For those who prefer a Bowie type for sporting purposes, there are several to choose from in our Model 12.

The fresh water fisherman and bird hunter will need either Model 7 or Model 8.

The camper, sailor, yachtsman or trailblazer will find Model 5 most useful.

The "head of the table" will admire the design and usefulness of Model 6.

The knife thrower will be wise to select one of the professional throwing knives, Model 9 or the "Tru-Balance" throwing knife.

The salt water angler will like the specialized advantages of Model 10, which incidentally is also a fine household utility knife.

The collector will, of course, want to consider Models 12 and 13, valuable collector's items as well as useful, heavy knives.

The salt water diver will find one of the special stainless steel knives best for his requirements, particularly the new Model 16.

Anyone wanting a useful pocket knife, with many excellent features, will be pleased with one of the knives shown on Page 21.

Always remember — there are innumerable factory-made knives on the market that may be usable, but if you want the pleasure of owning and using the finest knife obtainable, choose a RANDALL MADE knife.

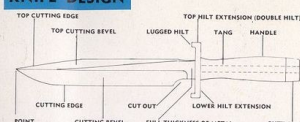
CONSIDER THE PURPOSE

The cutting edge of every RANDALL MADE knife, before it leaves our shop, is carefully honed by hand, ready to use for its intended purpose. However, the bevel and edge of a knife designed for cutting skin and flesh are much different from those of a blade to be used for hacking bone or other hard materials. The use of a fine hunting knife as if it were an axe will naturally damage its cutting edge. Pounding or prying with a knife, or throwing a knife not designed for this purpose, is likely to damage it. We therefore suggest that if you wish to use your knife for a specific heavy-duty purpose, let us know this purpose when you order so we can shape the blade and bevel accordingly.



A Representative Display of Various Models and Handle Types of RANDALL MADE Knives.

KNIFE DESIGN



RANDALL MADE knives are custom-designed for many uses. The models shown in this catalogue have been developed over a period of 23 years, as the result of personal experience, research and the study of hundreds of designs submitted by individuals all over the world requesting custom-made knives to meet their needs. We have incorporated the best of many designs, and we believe that almost any need for a knife can be met by one of these models.

Each model has been thoroughly field-tested and has proven to be properly shaped and designed for its particular use.

Occasionally we receive requests for longer blade lengths, blades of thicker or thinner steel, and longer or shorter handles. We wish to point out that in almost all of these cases the knife would be thrown out of balance or proportion, for all models have been carefully designed with all of these factors taken into consideration.

BEVEL IS IMPORTANT

For all normal uses, the bevels and cutting edges of RANDALL MADE knives are unexcelled. Each blade is shaped for maximum strength and is capable of holding a razor-sharp edge.

A hollow-ground blade, shaped in cross-section like a barber's razor, is unsatisfactory on a sporting knife because its thin edge is likely to chip out.

On the other hand, the blunt chisel-like wide-V type of bevel often found on commercially-produced knives will not take a keen edge.

We wish to point out that the cutting bevels and edges of RANDALL MADE knives are not designed for cutting metal or hard bone, but they could be if you wish to have a knife for such purposes and specify this in your order.

(See How to Choose a Knife, Page 13.)

Sometimes we are asked to make a blade with blood grooves, similar to those on a bayonet. Such grooves serve no useful purpose on a knife and are unnecessary.

Note the special index finger cutout on most RANDALL MADE knives. When you place your forefinger in this cutout in gripping the handle, you obtain extra leverage in downward cutting. There is a more important reason for this cutout, though; in hand-forging these blades, this cutout is necessary in order to retain full thickness of the metal at the hilt for maximum strength. (See illustration above.)

On our hand-crafted knives, when a blade is made from stock of a certain thickness — for instance, 1/4 inch — the actual measurement of the finished blade at the hilt will be slightly less than that. This is the result of forging, grinding and polishing.

PURPOSE OF THE HILT

The hilt provides a certain measure of protection for the fingers and enables you to obtain a firmer grip on the handle. The double hilt used on fighting knives is not indicated for sporting knives. The sole purpose of this double hilt on a fighting knife is to ward off the opponent's blade. On a sporting knife, the top hilt extension would get in the way of the thumb and lessen downward cutting pressure.

PRACTICAL BLADE LENGTH

Many people order knives that, in the opinion of experts, are too large. Here is a full scale illustration of a knife with a 7" blade. We feel that that is the limit in size and blade length for sporting use and that an 8" blade length is the practical limit for a fighting type weapon. To check the size of this knife in your hand, trace it, mount the tracing on cardboard, and cut out.

(Knife shown: Model 3 (7"), stag, finger-grip handle. \$25.00 with sheath.)

ABOUT HANDLES

Handle length is measured from in front of hilt to the end of the butt.

The handle of every RANDALL MADE knife is designed for comfort and strength and is properly proportioned to the blade.

The laminated leather handle standard on many models of RANDALL MADE knives is made of the finest grade sole leather, laminated with waterproof cement, tightly compressed between hilt and butt cap, and held in place by means of a special dome-shaped stainless steel nut threaded on the end of the tang.

The Sambar deer stag which we import from India and use exclusively is a beautiful and durable handle material. This stag is of dense composition, lacking the soft core often found in other antlers.

Other handle materials available on RANDALL MADE knives are described on Page 9, among the Extra Features. Materials such as stag, ivory, micarta and wood are bonded to the tang and firmly fastened.

We have found that slab type handles with their rivets to work loose and thin pieces of wood, stag or ivory to crack, warp or chip are unsatisfactory. Of poor shape, they are uncomfortable to the grip besides baring the edge of the steel tang to gather rust and discoloration. We therefore do not feature this type of handle. RANDALL MADE Models 14, 15 and 16 with their extremely heavy tang feature a revolutionary channeled handle (Patented, No. 177,590).

14

ABOUT BOWIE KNIVES

It is doubtful if any authentic information is available showing the exact dimensions of the original Bowie knife. However, in answer to many requests, we make a replica of the legendary Bowie in five different sizes (Model 12), along the lines of the one shown in the Smithsonian Institution and seen in the motion picture *The Iron Mistress*.

It was Col. James Bowie who brought fame to the so-called Bowie knife in the 1830s because of his skill in knife fighting. The knife itself, made by knifemith James Black, had no outstanding characteristics which would have brought it recognition. In fact, similar knives had been made a hundred years before Bowie was born.

The Bowie knife supposedly had a blade made of 3/4-inch steel and weighed more than two pounds. We have kept these "legendary" proportions in mind designing our Model 12 Bowie. However, Mr. Raymond Thorp, author of *The Bowie Knife*, says: "RANDALL MADE Model 1 is about as close to the true Bowie as any knifemith has ever got since James Black's time."

It is well to point out that the concave shape of the top cutting edge of the Bowie knife is not of a particularly good design. The cutting bevel incorporated in this shape is blunt, and keen cutting cannot be done with this chisel-like edge. You will note that the top cutting edge of RANDALL MADE Model 1 is an improvement in this respect in that it provides a straight and keener cutting bevel along the top of the blade. Judge Roy S. Tinney, secretary of the American Academy of Arms, says: "RANDALL MADE knives have blades of better steel, better tempered and better finished, than any Bowie knife that has come to my attention. Your No. 1 All Purpose Fighting Knife is a refined and perfected Bowie."

It is possible that historical archives will prove RANDALL MADE Model 1 has dispatched more adversaries than the Bowie. RANDALL MADE knives have seen far more action in combat than the Bowie, even though no single individual carrying a RANDALL MADE knife has achieved the fame of Col. Bowie. (However, see testimonial from Maj. R. K. H. on Page 24, in which he says his RANDALL MADE knife played an important part in killing 364 of the enemy.)

15

THE FIGHTING STILETTO

We make the Model 2 stiletto type of fighting knife in four blade lengths, and it is still considered a most effective weapon for assassination and stealth type of knife use. However, we wish to point out that Models 1 and 14, improved Bowie types, are considered superior for the modern sober thrust-slash technique of knife combat which was first effectively employed by Col. James Bowie. This technique has been taught to U. S. military personnel by combat instructors, including Lt. Col. Rex Applegate. His methods are described in his book, *Kill or Get Killed*. (See Page 12.)

ABOUT KNIFE STEEL

Carbon is one of the elements required to make steel tough and hard. The better knives are made of high carbon (.80-1.00%) steel.

Commercial knives are generally made of low carbon steel so they can be mass produced by die stamping machinery. That is why they will not sharpen properly or hold on edge.

RANDALL MADE knives are made from the finest quality high carbon Swedish tool steel. Although not necessarily better than our best American steel, it has a world-wide reputation and is used in the world's finest cutlery. This Swedish steel is made from the purest of ores.

Stainless steel is difficult to work, and high carbon stainless is far too hard for die stamping and machine grinding. Therefore good quality stainless steel knives are too expensive to make by mass production methods. Since RANDALL MADE knives are 100% hand-made, we are able to use high carbon stainless steel of a quality and toughness that is not and cannot be used in the production of commercial knives.

CAUTION

Beware of fancy claims that you may read about "secret" ingredients in steel and "secret" heat treating methods. There is no "magic" method of making steel for cutlery that can equal our modern, scientific, carefully controlled process.

We wish to warn you also of claims about knives with blades of great flexibility and legends about blades that "ring like a bell." We have found that clock-spring-like blades are not practical for most uses and that even a piece of iron will ring when struck until the vibrations are absorbed.

A word of caution is also indicated with regard to pressure advertising describing knives that cut nails and pierce metal; it is obvious that an edge designed for most sporting purposes should not be called upon to perform such stunts.

HOW TO ORDER

For your convenience, an order blank is included with this catalogue. However, it is not necessary to use the order blank, for a letter stating your choice is sufficient.

Payment of a \$5.00 deposit will place your name in our order book. We will bill you for the balance prior to shipping.

Prices shown include postage and insurance when payment accompanies order. If air mail delivery is desired, add \$1.85 for each knife except Models 12 and 13. For these models, add \$3.50.

If you wish to order a knife as a gift, for future delivery, we will provide an attractive gift certificate for your immediate use upon request.

16

STEPS IN MAKING
A RANDALL MADE KNIFE

There are no short cuts in the hand-crafting of RANDALL MADE knives. Only the best quality materials, craftsmanship and experience will produce the finest knife. The following procedure is used. You may try it if you desire:

1. Obtain a piece of carbon tool steel knife stock.
2. Heat it cherry red and hammer out the rough blade in the general shape desired.
3. Grind the rough forged blade to the size and shape of the blade desired.
4. Harden the blade by heating it cherry red and then immersing it in tempering oil. Draw out the brilliancy and internal stresses by tempering blade at low heat until it becomes a straw blue color and can be cut with a new file.
5. Grind in lines, bevels and contours and remove roughness.
6. Use a coarse hone and true up the cutting edge, removing any remaining waves and unevenness.
7. Regrind the blade on a fine grit wheel to remove scratches made by the coarse hone.
8. Smooth the blade, first with coarse and then with fine grit emery cloth.
9. Polish the blade on a glued-up coarse emery wheel.
10. Cut and shape the hilt from one-quarter inch brass. Drill a hole and file it to rectangular shape to fit the handle tang. Fit hilt to the blade and solder in place.
11. Fit the handle to the tang, cutting rectangular holes in pieces of fiber, plastic or leather. Slip into place and glue each separately. Drill a piece of one-half inch Duralumin for the butt and recess it to fit the tang. Drive it on tightly and pen it into place, or thread end of tang and use nut. When the glue is thoroughly dry, roughly shape the handle with a coarse file. Finish shaping with a finer file. Then smooth it, first with coarse and then fine emery paper. The hilt and butt are filed and sanded as the handle is shaped.
12. Polish the blade with a medium grit glued-up emery wheel. Polish the hilt and butt on a muslin wheel charged with polishing compound.
13. Sharpen the blade on a medium grit hone. Always use special honing oil for all honing.
14. Polish the blade on a fine grit glued-up emery wheel and again polish the hilt and butt.
15. Give final sharpening to the blade, using a fine grit hone.
16. For final polishing of the blade, use a hard polishing wheel to remove the last fine hone scratches. Give final polish to the hilt and butt and the final polish to the handle with a soft muslin wheel.
17. Make or have made a sheath patterned to fit the blade with a stop for the hilt so the point cannot pierce the sheath and with splines along the sides to prevent cutting of the stitches. Use a keeper strap and fasteners to hold the knife in the sheath.


CAUTION: Grindings #3 and #5 require great skill in getting the lines and bevels of the blade true by eye. These are dangerous operations, requiring good goggles to prevent slivers of steel from getting into the eyes. The grinding dust is unpleasant; use a blower if possible. In all grinding after tempering, never overheat the blade.

Muslin wheel polishing of the hilt, butt and handles and the final polishing of the sharp blade are very dangerous operations. These wheels can easily snatch the blade from the grasp and cause it to fly through the air.

(See Page 167 of December 1952 *Popular Mechanics* for more details and illustrations.)

17

FROM START TO FINISH



This illustration shows several of the steps involved in making a RANDALL MADE knife.

(Knife shown: Model 1 (8"), stag, finger-grip handle. \$31.00 with sheath.)

RESEARCH

Although many authorities say that RANDALL MADE knives are unequalled by either the fabled blades of history or any others of modern times, we are constantly seeking new materials and improvements on our knives.

For example, our experiments on handle materials include impregnating ivory with vinyl plastic in an attempt to make this material less subject to checking and thus more durable and useful.

We have also developed new methods of bonding handles to the tang, making the rivet pin unnecessary on some of our handles.

We receive many letters from interested persons and collectors containing valuable suggestions. Such suggestions, after they are tested, are often incorporated in our knives.

Your comments and suggestions are invited.

All prices shown in this catalogue include prepaid postage and insurance when payment accompanies order.

18

The knives illustrated on this page are not RANDALL MADE, but we have found them to be of top quality. We offer them to our customers because they meet definite needs. Items on this page are available for immediate delivery.

BRITISH COMMANDO



BRITISH COMMANDO KNIFE—6¾" blade, 5" handle. Made in England, this is the knife that won fame as the weapon of the British Commandos in World War II. Complete with original leather, brass-tipped sheath. (Wt. 9 oz.)

Handle and blade chromium plated \$11.00

Also available in original black Parkerized finish \$ 4.50

This knife in the full chrome plating makes an ideal desk piece. Model B hand-made sheath available for this knife.

PROFESSIONAL THROWING KNIFE



"TRU BALANCE" THROWING KNIFE—13½" overall length; 3/16" stock. Made especially for us by an authority on professional throwing, from cold rolled steel, so it will not break. If it should be bent, it can easily be straightened. Heavily riveted fibre handle. With complete instructions on throwing. (Wt. 12 oz.)

Including sheath similar to Model B \$9.00

Without sheath \$7.50

BOWIE-AXE



"TRU BALANCE" BOWIE-AXE—13½" overall length; blade 2" wide of 3/16" stock. Made of tough, tempered spring steel—specially designed for rugged use by campers, hunters and other sportsmen, as a chopping, cutting and throwing knife. Perfectly balanced for throwing. Heavily riveted fibre handle. With complete instructions on throwing. (Wt. 15 oz.)

Including sheath similar to Model B \$14.50

Without sheath \$13.00

TIE CLIPS



Model 3



These miniature replicas of our Model 3 "Hunter", Model 12 "Bowie" and the special astronaut's knife (illustrated on Page 4) are equipped with alligator-type clasps and make most attractive and useful tie clips for the sportsman.

Model 3, sterling silver \$5.00

Model 12, rhodium plated \$4.00

"Astro" knife, rhodium plated \$4.50


18

19


Items on this page are available for immediate delivery.

HOUSEHOLD CUTLERY

We do not produce household cutlery and steak knives in our shop, but we are proud to offer the items illustrated here, for they are excellent knives, completely hand-made for us by an artisan of rare ability. The blades are made of chrome vanadium steel of a quality not found in mass produced merchandise. The handles are durable, impregnated wood. Handles and blades are highly polished.



HOUSEHOLD CUTLERY SET—A fine 3-piece kitchen set, the ultimate in cutlery for household use. In hand-polished walnut wall bracket \$16.50



STEAK KNIFE SET

Eight-piece steak set in hand-polished walnut presentation case \$40.00

PARING KNIFE—3" blade. (As illustrated in the 3-piece kitchen set.) \$3.00

MARBLE SAFETY AXES

These fine Marble Safety Pocket Axes have been favorites of sportsmen and hunters for many years. The blades are made of high carbon manganese steel, drop forged and tempered for toughness and to hold a keen edge. They are properly balanced for ease in using. The lead-lined blade guard folds snugly into the handle and is held firmly in place by a strong spring.



METAL HANDLE—(Illustrated.) All steel construction. Handle and guard nickel plated, with checkered Tenite side plates on grip. Length 11"; blade 2¾" x 4"; weight 22 oz.

No. 2 \$14.50

WOODEN HANDLE—Tough, smooth, selected hickory handle shaped for easy, comfortable grip. Nickel plated steel guard and lining for groove in handle. Length 10½"; blade 2¾" x 4 ¾"; weight 16 oz.

No. 5 \$9.50

We recommend these axes to big game hunters for dissecting large animals and to other sportsmen for heavy-duty use for which their knives are not suited. If you prefer, small folding saws may be obtained from a number of sources.

19

SHEATHS

Our sheaths are made and shaped to fit each model by the celebrated H. H. Heiser Saddlery Company of the finest oil tanned saddle leather, heavily stitched. They feature a three-ply stitch-protecting spine of leather around the sides and are so constructed that the point cannot pierce the stitching.

The hones supplied with these sheaths are of excellent quality, combination fine and coarse grit Carborundum type, 3" x 7/8" x 3/8".

NOTE: The price listed for each of the knives illustrated in this catalogue includes the price of the appropriate sheath. The photographs on this page are intended primarily to illustrate the sheaths that are supplied with RANDALL MADE knives. However, for anyone who wishes to obtain a sheath alone, they are available for immediate delivery at the prices below. Please state length of blade for which sheath is intended.

MODEL A




Supplied with Models 1, 2, 3, 4, 5, 7 and 11. With hone in pocket \$5.00

Sheath supplied with Models 12 and 13 similar to above but larger. With hone in pocket \$7.00

(On 4 1/2" and 5" sheaths, the keeper strap snaps around the handle instead of diagonally as illustrated.)

MODEL B



Supplied with Models 2 (5"), 8, 10 and 13 (6"). With hone \$3.00

MODEL C



Supplied with Models 14 and 15 only. Especially designed under auspices of the U. S. Marine Corps for these knives. With hone in pocket. Fitted with arm and leg thongs. \$7.00

LEFT HANDED SHEATHS—Sheaths supplied with straight-bladed knives (Models 1, 2, 13, 14, 15 and 16) may be used either right- or left-handed. For other models, we can have left-handed sheaths specially made \$1.00 extra

FOR GI BELTS—We can supply brass "U" wires for adapting sheaths so they can be attached to GI type web belts. \$.25

DEDUCTIONS—For those who wish to make their own sheaths or who otherwise do not want the sheaths, illustrated above and normally supplied with RANDALL MADE knives, we make deductions from the catalogue prices of the knives, as follows:

Model A sheath for knife Models 12 (6") and 13 (6"), \$3.50; larger Models 12 and 13, \$5.00. Model A sheath for other knife models, \$3.50. Model B sheath, \$2.00. Model C sheath, \$5.00.

POCKET KNIVES

It took us many years to locate pocket knives of suitable quality to offer along with our hand-made sheath knives. The knives shown on this page are made by skilled craftsmen in England and Germany, using top quality materials. They are available for immediate delivery.

1" XL KNIVES

1"XL is the brand of George Wostenholm & Son Ltd., founded in 1745 at Sheffield, England. Their cutlery has won highest awards at international exhibitions. The blades of these pocket knives are forged from the finest Sheffield cutlery steel, individually hardened and tempered, ground and honed by hand.

"SCOUT KNIFE"—Length 3 1/2". 4 blades: clip point, leather borer, can opener and cap lifter-screwdriver. Imitation stag handle with shackle, nickel silver bolsters and shield. (Wt. 3 oz.) \$5.00



"PREMIUM STOCK KNIFE"—Length 3 1/2". 3 blades: Clip, sheep and spey. Imitation stag handle, nickel silver bolsters and shield. (Wt. 3 oz.) \$5.00

"LOCK KNIFE"—Length 4 1/2". Single clip point blade which locks when opened. Imitation stag handle with shackle. (Wt. 2 1/2 oz.) \$6.50



FINEST SOLINGEN KNIVES

These useful, easy-to-carry knives are precision crafted at Solingen, Germany. Made of the finest German stainless steel throughout, they are thin, compact and light in weight. We believe them to be the best stainless steel pocket knives available.

"THE LIGHTWEIGHT"—Length 3 1/8". 3 blades: large spear blade, small pen blade and nail file with rough and smooth grooves. Engine-chased stainless steel case. (Wt. 1 1/3 oz.) \$4.50

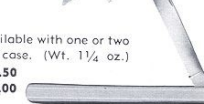


"THE ALL 'ROUND'"—Length 3 1/4". 6 blades: large spear blade, small pen blade, cap lifter, screw driver-reamer, scissors and nail file with rough and smooth grooves. Engine-chased stainless steel case. (Wt. 2 oz.) \$10.00



"FRUIT KNIFE"—Length 4 3/8". Available with one or two blades. Engine-chased stainless steel case. (Wt. 1 1/4 oz.)

Single blade \$3.50
Two blades \$4.00



These pocket knives are also available in quantity. They can be imprinted with company advertising on the case and make desirable gifts and premiums. Write for prices.

HOW TO SHARPEN YOUR KNIFE

Each RANDALL MADE knife is ground carefully by hand, and a section of knife blade when it leaves the grinder is something like Figure 1.

The edge placed on the knife by the grinder, however, is useless for ordinary work. It is too fine and would break down easily. It must be strengthened by beveling the edge slightly on each side, as shown in Figure 2. (Bevels are exaggerated in the drawing to make them visible.) The beveled edge, produced by means of a hone, serves two purposes: It stiffens the edge, and sharpens it.




FIG. 1




FIG. 2

It is, of course, important that a knife be kept sharp. Keep a good edge on your knives by using the following procedure:

We recommend the use of two hones, one with a medium or coarse grit on which to start the honing process, and the other with a fine grit for finishing.

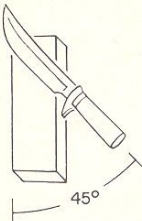


FIG. 3

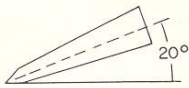


FIG. 4

for if the angle varies as you sweep the edge across the hone, you cannot obtain a good edge. Also maintain the same angle for both sides of the blade.

Should there be a wire edge, remove it by giving the blade a few light, final sweeps across the hone on each side with the blade held at a high angle of about 60°. In dealing with an extremely dull blade on which the edge has become thickened, place the blade flat on a coarse hone and restore the original blade bevels (as shown in Fig. 1); then attain the final cutting edge (as shown in Fig. 2) with a fine-grit hone.

BEAR IN MIND: Edge-holding ability and keenness of edge do not exactly go hand in hand, though there can be a happy medium. Naturally, the finer (thinner) the V towards the cutting edge is, the less will be the edge-holding ability of the steel. If you expect to do heavy-duty cutting, have this V thicker than you would if you plan to cut flesh, skin, etc.

Never use a dry grinding wheel in sharpening a knife; it will destroy the edge.

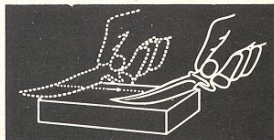


FIG. 5

HONES


For those who wish to keep their knives (including household cutlery) in good cutting condition, we have obtained suitable hones from the nation's leading manufacturers. Available for immediate delivery.

JB6: CRYSTOLON — Combination coarse and fine grit Carborundum type. 6" x 2" x 1", in wooden box. \$4.50



SM6: SOFT ARKANSAS — (Illustrated) 6" x 1 7/8" x 1" in wooden box \$7.50

SM6



SIB27: SOFT ARKANSAS AND MEDIUM INDIA — (Illustrated). The finest hones obtainable for finished edges. 7" x 2" x 1", mounted in a hinged metal bracket, within fine wooden box \$13.00

SIB27

POCKET HONE—Combination coarse and fine grit Carborundum type. Suitable for pocket, tackle box or sheath hone pocket. 3" x 7/8" x 3/8" \$1.00

HOW TO CARE FOR YOUR KNIFE AND SHEATH

Clean and thoroughly dry your knife after use. If you intend to store it for some time, it is advisable to coat it with a protective and leave it out of the sheath. Many owners of RANDALL MADE knives have stated that they successfully care for their knives when not in use by exhibiting them on their wall or desk.

Carving knives require the same care as hunting knives. It is not advisable to immerse them in water with regular tableware. Wiping and drying the blade is generally sufficient. All carbon steel blades will become stained in cutting meat because of acids in the meat; this discoloration will not harm the blade. It can easily be removed if desired by polishing with crocus cloth.

If through lack of care rust appears on the blade, remove it before pitting begins by using a fine grit emery cloth.

Never throw a knife unless you are an expert and know you will not make a poor throw and thereby harm it. If the urge to throw a knife is overpowering, it is advisable to obtain our Model 9 "Pro Thrower" or "Tru-Balance" throwing knife.

Never use your knife for duties for which it was not designed. You cannot cut bone, nails, bolts or pierce metal with a cutting edge and point designed for meat, despite pressure advertising to the contrary. Beware of claims of this nature, for we have made these tests and find they cannot be performed unless the design of the cutting edge and point is altered.

On leather handles use shoe polish or saddle soap to keep the leather from drying out. Use metal polish on the hilt and butt.

For the sheath use shoe polish or saddle soap. We do not advise using oil because it will soften the leather and make the sheath flexible. This will make it difficult to sheathe the knife. To darken the sheath, use dark polish or dye.

All knives require sharpening occasionally after use. We recommend that the blade be kept well honed at all times, for a sharp knife is safer to use than a dull one.

READ WHAT SATISFIED USERS SAY

I have on file thousands of unsolicited letters from users of RANDALL MADE knives the world over. Below are excerpts from a few of these letters:

My Randall Made knife which I used through the entire war is indeed a work of art and it accounted for a large percentage of the 364 enemy that I received credit for killing with individual arms. (This is the instance referred to on Page 14.)
—Maj. R. K. H., APO 39, N. Y. C.

My all-Purpose Fighting Knife rates 2 battle stars.
—BMC W. H. I., U. S. Navy.

Here's \$25. Need another fighting knife. . . . During a night raid behind enemy lines, I had to leave my last one in a troublesome Red.
—Sgt R. E. A., Chorwan Valley, Korea.

I am a proud possessor of one of your wonderful knives and never cease to marvel as to its versatility, keenness, balance, durability and extraordinary workmanship. . . . From personal experience I know why more Marines carry your product than any other made. It has proven itself time and time again and pulled many a Marine through some very tight spots. Marines have carried your knife from Iwo Jima to Frozen Chosin and I am sure that we all owe you a great deal that we never can repay.
—B. K. R. (Ex-Marine Sergeant)

I carried your knife for 5 years, from Africa to Berlin. It certainly was the most handy combat weapon any infantryman could possess.
—J. S. K., Pasadena, California.

. . . I skinned three brown bear in one day with my Randall knife. I know of no other knife that could have done this job.
—K. W. B., Cordova, Alaska.

. . . I dressed out seven deer in one day without touching the blade. . . . While I have about a dozen other hunting knives, yours is the only one I use.
—L. R. A., Aberdeen, South Dakota.

. . . We butchered a ¾ grown bull calf and after cutting, chopping, hacking and skinning through a lot of muscle, gristle and tough tendons, that knife was still able to shave hairs from my arms.
—S. J. K., Germantown, Ohio.

. . . Your knife was used in surgery of a crash victim and was also instrumental in prying up an airplane canopy and cutting tough airplane harness.
—Air Rescue Crewman, R. P., APO 731, Seattle, Wash.


. . . Finest knife I have ever used. Few knives can cut through a 6" mooring line so easily and quickly. . . . Thank you for the fine craftsmanship.
—V. M., Merchant Marine, Houston, Texas.

Of all the brands of knives used by 60 men in an Air Force Arctic Circle survival school, yours was the only one that held up.
—Lt. J. L. H., Anchorage, Alaska.

I have 225 knives covering many foreign countries and the United States. I have not seen a knife that can compare with the beauty of your knives.
—J. D. F., U.S.A.F.

Being a hunter and professional trapper, I appreciate the master craftsmanship and quality represented in the Randall line of knives.
—B. P., Blaine, Washington.

. . . Wearing a Randall is like belonging to an exclusive club. It's instantly recognized.
—L. R., Columbia, N. J.



W. D. Randall Jr. and Shop Superintendent William Platts, with some of the thousands of testimonial letters received from owners of RANDALL MADE knives all over the world.

Did a lot of research. . . yet found no hunting or fighting knives that could equal those made by Randall. They are so good only experienced hunters and fishermen can appreciate their quality.
—Roy S. Tinney, Sec'y, American Academy of Arms.

. . . The only knife I've ever come across that'll dress out a bull moose or a grizzly without any stopping to sharpen.
—Bradford Angier, co-author of *On Your Own in the Wilderness*, Cambria, Calif.

. . . I completely skinned and butchered a 1,000 lb. bull elk with your Alaskan skinning knife without touching up the blade.
J. E. B., Sedona, Ariz.

. . . It indeed served me exceptionally well under the most diverse and severe conditions. . . . The versatility and stability of this knife have been outstanding.
—Lt. D. L. V., USN, Fort Lauderdale

. . . My camping and hunting friends have agreed with me that your knife is the finest they have ever seen. The quality of materials and workmanship certainly is all you claim it to be and must be seen to be appreciated.
—H. G., Everett, Mass.

. . . Your small trout knife . . . has skinned a small deer and 57 rabbit. There was also some branches, etc., cut with it. I haven't had to sharpen it yet.
—C. F. C. Jr., Cleveland

. . . A Randall made knife is more than merely the finest knife I can buy; it is a symbol of genuine quality, functional beauty, and old-fashioned pride of workmanship.
—J. H. W. Jr., Houston

. . . I've been using this fine knife constantly for the past 15 years. . . . It is the best knife I have ever had.
—D. J. D., USN, FPO San Francisco

. . . I purchased my "Alaskan Skinner" at Fairbanks, Alaska, in 1954. Since that date it has been continually in service and under very unusual conditions . . . has been with me at all times for skinning, butchering, camping, etc. . . . is still an item that I am proud to own and display to those that appreciate exceptional quality and workmanship.
—J. T. B., Aniak, Alaska

(Full names and addresses sent on request)

NEW BOWIE

The model 12 Sportsman's Bowie (illustrated on Page 6 of the catalogue) is now available for early delivery made with a fine IXL blade which we have imported from England in 5", 6" and 10" lengths. IXL cutlery, made by George Wostenholm & Son Ltd. at Sheffield, has been noted for quality for more than 200 years. The same extras are available on these knives as on the regular model.

Including Model A sheath	
5" and 6" blades	\$17.00
10" blade	20.00

HOUSEHOLD KNIVES

In order to provide immediate delivery of fine carving and table knives for those who do not wish to wait for delivery of our Model 6, we now offer the fine carvingware made by Lauffer, forged of costly stainless steel alloy, balanced between high carbon content for a sharp, durable edge and the chromium content necessary for corrosion and stain resistance. A folder illustrating these knives, with prices, will be sent upon request.

OTHER CHANGES AND ADDITIONS:

RANDALL MADE knives are constantly winning new honors. We are particularly proud of the references that appear in the story of and by the U. S. astronauts, **We Seven** (Pages 84, 85, 95), and highly recommend this fine book.

Ross Allen, renowned outdoorsman and authority on reptiles, wears a RANDALL MADE knife in all of his appearances.

In addition, the following references can be added to those that appear on Page 4 of the catalogue:

True, December 1962 (Page 93).
Fur-Fish-Game, November 1962 (Page 25).
Stag, June 1962 (Page 84).
Buzz Sawyer, comic strip, December 10, 1962.
Strange Occupations, Paramount motion picture.
 Performers in the motion pictures, **The Sky Above and the Mud Below** and **The Sea Is Boiling Hot** may be seen wearing RANDALL MADE knives.

CATALOGUE SUPPLEMENT

RANDALL MADE KNIVES

See inside for new models and other additions to the catalogue.

It Takes Time . . . And Here's Why:

The demand for RANDALL MADE knives far exceeds our production capacity, for these knives are completely made by hand. We apologize for the long delay in delivery, but there is simply no way for us to make these knives any faster and maintain the quality for which they have become famous. When you order our hand-made knives we ask that you bear with us. You can be assured that when you finally receive your order you will be the proud owner of a one-of-a-kind item, a true collector's piece.

We must remind you also that our costs have constantly increased over the years since we started to make these knives in 1937, but our small price increases have not kept pace. Therefore, if we decide to continue production of these knives when the present supply of catalogues is exhausted, we anticipate that a major price increase will be necessary.

If the demand continues to increase, it may even become impractical for us to continue production, for at times we are well over a year behind in our orders. Thus RANDALL MADE knives may become unavailable at any time without notice.

This frankly has never been a commercial venture. When I started to make knives as a hobby in my backyard shop in 1937, I did not envision the world renown and demand that has developed. Famous collectors and authorities have told me that RANDALL MADE knives will rank in history among the finest ever made. These knives could not be mass-produced or made faster without sacrificing quality — and this I refuse to do. The making of these knives gives me a great amount of pleasure, and my primary reward is pride of accomplishment. Because of the demand, however, I have had to employ and train several skilled craftsmen to help me. In addition, it has become necessary to employ two secretaries to handle the thousands of orders and letters addressed to me from all over the world.

Please don't ask us to "hurry up" with your knife. Remember there are many orders ahead

of yours and that it takes time to obtain a RANDALL MADE knife for two basic reasons: (1) Each knife is hand made, from forging the blade to the final sharpening and polishing. (2) With the individual care that goes into the making of each knife, we cannot hurry the process.

I regret that I cannot write a more personal message to you, but it is my hope that you will bear with us during the unavoidable delay in completion of your order.

(signature) W. D. RANDALL

NEW MODEL:

To meet a need for a multi-purpose knife that can be individually adapted to different uses — an excellent weapon and at the same time a highly-efficient tool for survival and all-around use, with certain specialized features — we have developed a new model, the "Attack-Survival" Model 18.

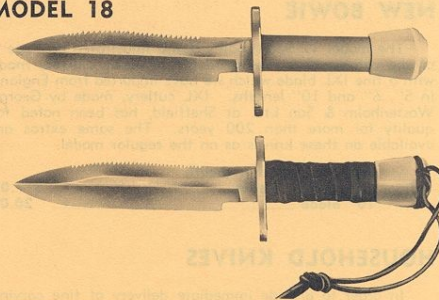
The need for such a knife was encountered in Viet Nam by Capt. George Ingraham of the 94th Medical Detachment, who suggested certain modifications of our Model 14 "Attack" knife.

The top of the blade has a saw-tooth edge. (Captain Ingraham reported after receiving his knife, that the saw-edge easily cut through the skin of a downed helicopter.) The hollow stainless steel handle is designed so that you may adapt it to your individual needs. Here is how Captain Ingraham adapted his:

"As regards wrapping the handle: I have wrapped the knife you sent me with one layer of nylon monofilament (to be used as fishing line) and will tuck a couple of hooks in the handle. At sea or in the jungle you can usually catch fish and eat them if you have the gear. Over that I have a small guitar string, which I propose to use in making snares for small animals. Fine music wire or black twine would be better but we are limited in the availability of raw materials out here! Over the guitar string and monofilament goes a wrapping of surgical tape to keep the fine stuff from unraveling. On top of the tape I wrapped 2 regulation leather bootlaces of black rawhide (although alternate black and brown would make a nicer design) and used the ends to make a wrist thong — essential if you find yourself out on the water. This furnished a good handle and can also be unraveled for use if needed.

The handle accommodates 12 water purification tablets, 10 Dextedrine tablets, and 10 1/2-grain codeine pills with ease. These will enable a man to survive in the jungle for several days, ease the pain of injuries, and — with the dexedrine — summon reserve energy for combat, escape and evasion, swimming water barriers, etc. The water purification tablets will each handle 1 canteen full of swamp water and make it potable."

MODEL 18



"ATTACK-SURVIVAL" — 5 1/4" and 7 1/4" Solingen steel blades of 1/4" stock. Saw-tooth edge on top. 1" stainless steel tubular handle, hard-soldered to 1/4" oblong brass hilt, fitted with rubber cap and wrist thong. (Illustrated is one possible modification of the handle, showing use of rubber or plastic electrical tape to cover the stainless steel tubing.)


Including Model C sheath

5 1/4" blade. 5 1/8" (approx.) handle. (Wt. 12 oz.) \$26.00
7 1/4" blade. 5 1/4" (approx.) handle. (Wt. 18 oz.) 27.50

In order to offer immediate delivery, we plan to keep on hand a supply of these knives made with the fine Solingen blades available on Models 14 and 15. We are behind in production of our hand-made blades, but for those who do not mind waiting we can offer Model 18 in the two sizes with RANDALL hand-made blades at a cost of \$8.50 more than prices shown above.

ANOTHER ADAPTATION:

With the addition of a handle of your own making, the Solingen blades available on Models 14 and 15 become excellent heavy-duty all-purpose knives for almost any conceivable use (this adaptation of Model 14 being excellent for throwing). Illustrated below is a handle made of 1/4" vulcanized fiber, attached to the tang with rivets. Slabs of plastic, wood, or any other material could be easily attached in a similar manner, with rivets, bolts or cement, or held in place with a wrapping of tape. (Available for immediate delivery)



Solingen blades (only)

Model 15 5 1/4" (Wt. 9 oz.) \$6.50
Model 14 7 1/4" (Wt. 12 oz.) 8.50

Because of the absence of a hilt, knives made from these blades will not fit the Model C sheath. However, a Model B sheath is available at \$3.50 with hane.